


MASS TRANSPORT IN, THROUGH, FROM FOOD PACKAGING

PERMEATION, MIGRATION, DIFFUSION, SORPTION,
REGULATION, RISK ASSESSMENT/MANAGEMENT



olivier.vitrac@agroparistech.fr

<https://fitness.agroparistech.fr/fitness/external/AgroParisTech/MasterEU>

INRAE



drying



salting



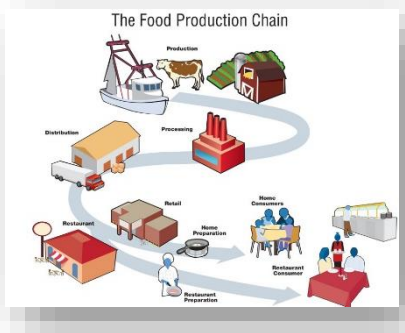
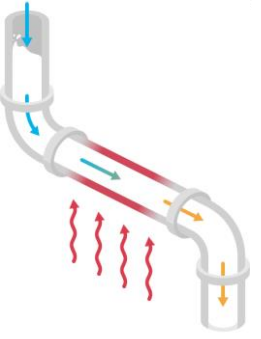
1950



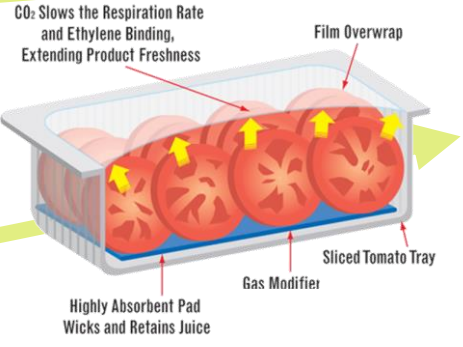
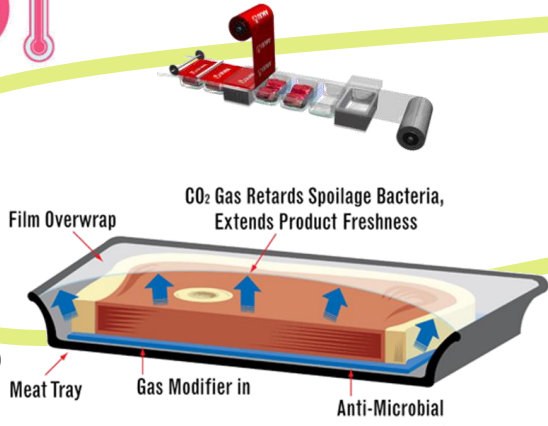
1980

1990

Ultra High Temperature



2000



Bulky, useless, hazardous packaging



Impact assessments

Impact assessments examine whether there is a need for EU action and analyse possible impacts of available solutions. These are carried out during the preparatory phase, before the Commission finalises a proposal for a new law. They provide evidence to inform and support the decision-making process.

PAGE CONTENTS

The need for impact assessments

Better law-making

How to contribute

Cooperation between EU institutions

Subsidiarity and proportionality

The need for impact assessments

Impact assessments are carried out on initiatives expected to have significant economic, social or environmental impacts. These can be:

- legislative proposals
- non-legislative initiatives (e.g. financial programmes, recommendations for the negotiations of international agreements)
- implementing and delegated acts





TOMORROW EVERYTHING SHOULD BE REUSABLE,
REFILLABLE, RECYCLABLE

TURNING GREEN

*We are sleeping on a volcano... A wind of
revolution blows; the storm is on the horizon.*

Alexis de Tocqueville (1848, just prior revolutions in Europe).



TURNING GREEN



TOMORROW EVERYTHING SHOULD BE REUSABLE, REFILLABLE, RECYCLABLE



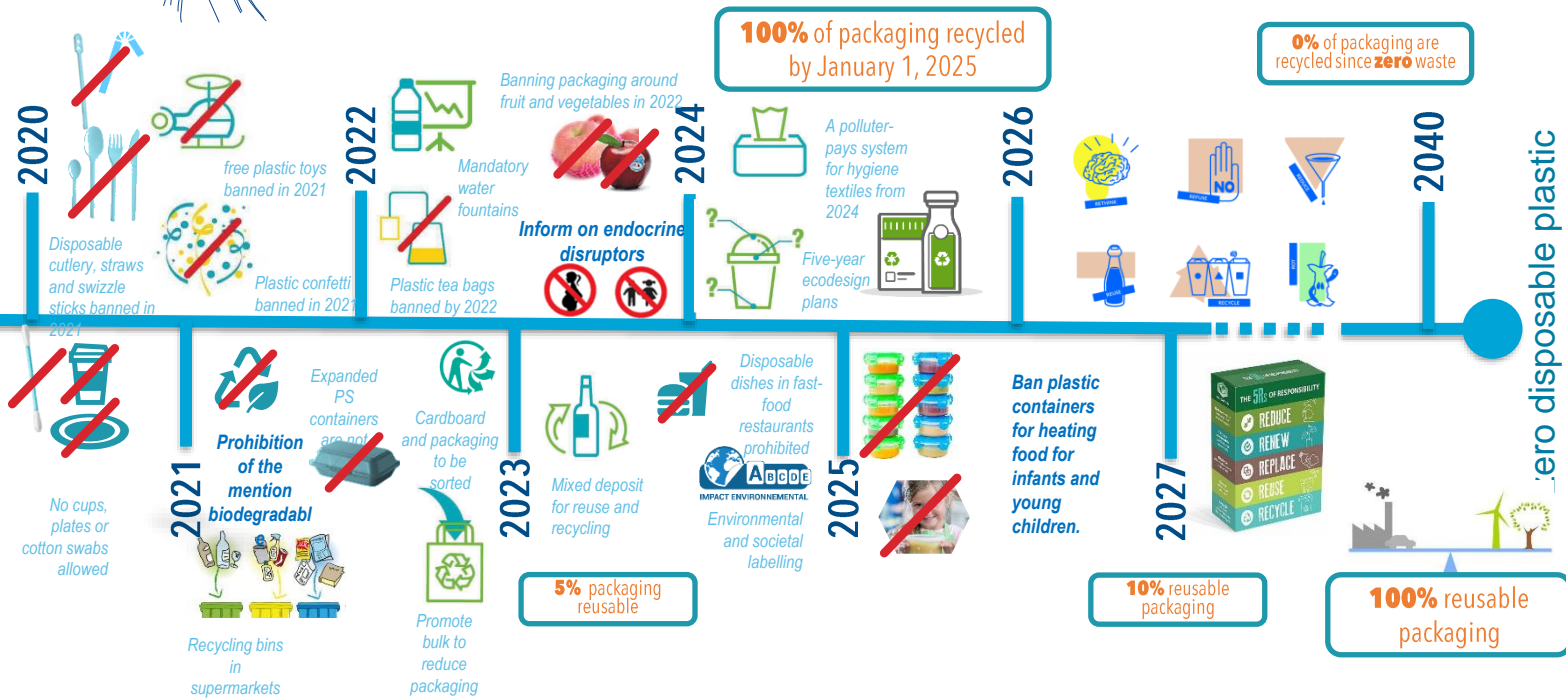
PARIS 2024



PARIS 2050



ANTI-WASTE LAW for a circular economy (France)



TURNING GREEN



TOMORROW EVERYTHING SHOULD BE REUSABLE, REFILLABLE, RECYCLABLE



Food Packaging impacts 12 of 17 goals

Economic Pillar



Environmental Pillar



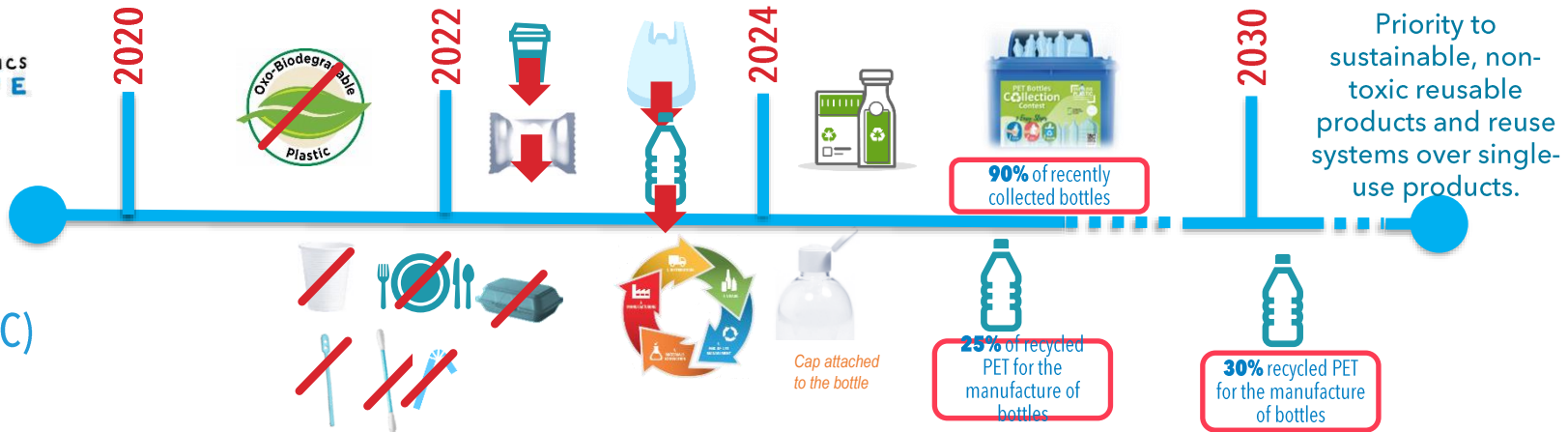
Social Pillar



SINGLE-USE PLASTICS DIRECTIVE



(2019/904/EC)

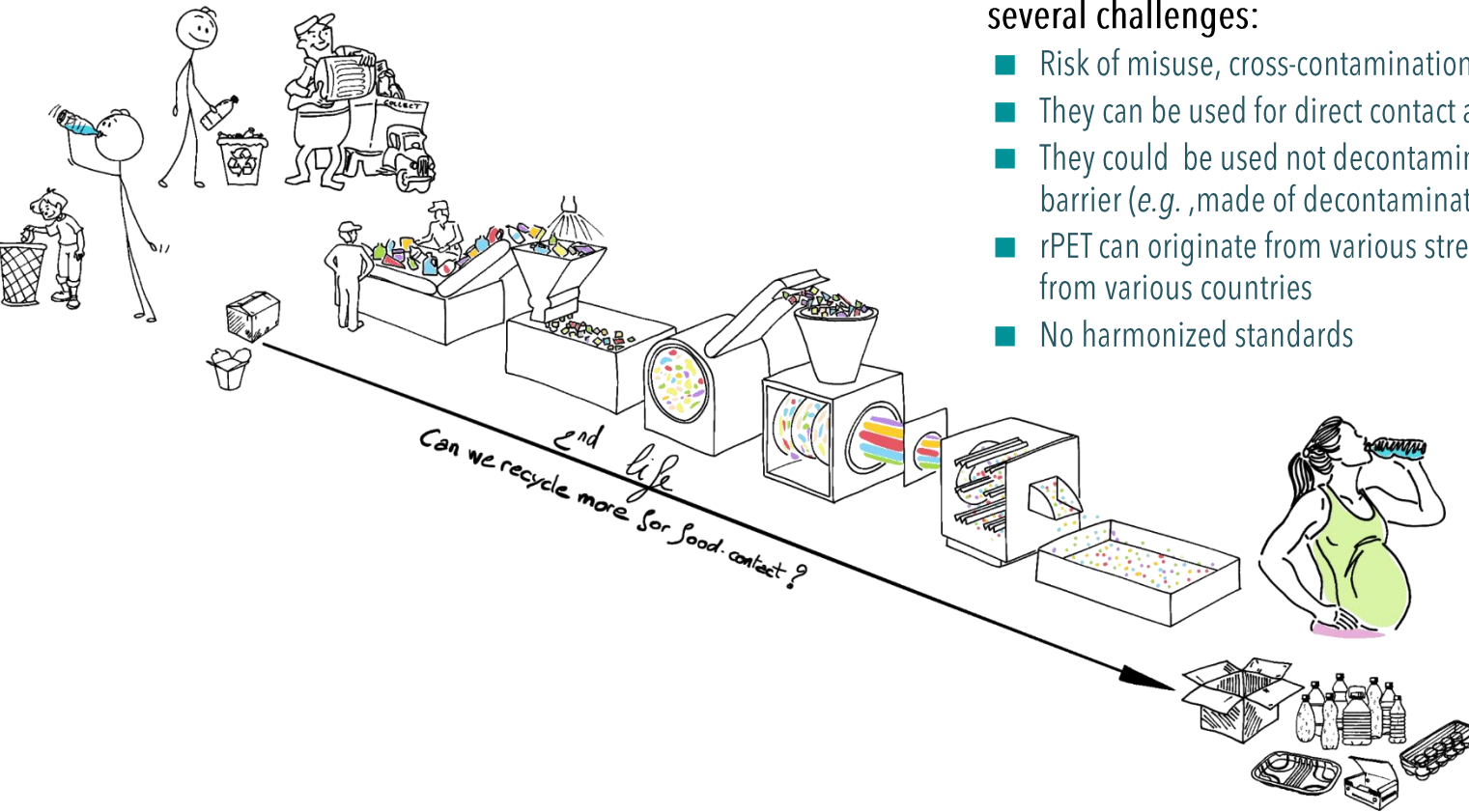


The challenge of recycling plastics for food contact.

All plastics including biosourced and biodegradable materials will need to be recyclable for the same use (food contact for food packaging).

Only PET is currently recycled at global scale, but with several challenges:

- Risk of misuse, cross-contamination (ex. from cardboard)
- They can be used for direct contact after decontamination
- They could be used not decontaminated behind a functional barrier (e.g. ,made of decontaminated rPET)
- rPET can originate from various streams (food contact or not) and from various countries
- No harmonized standards



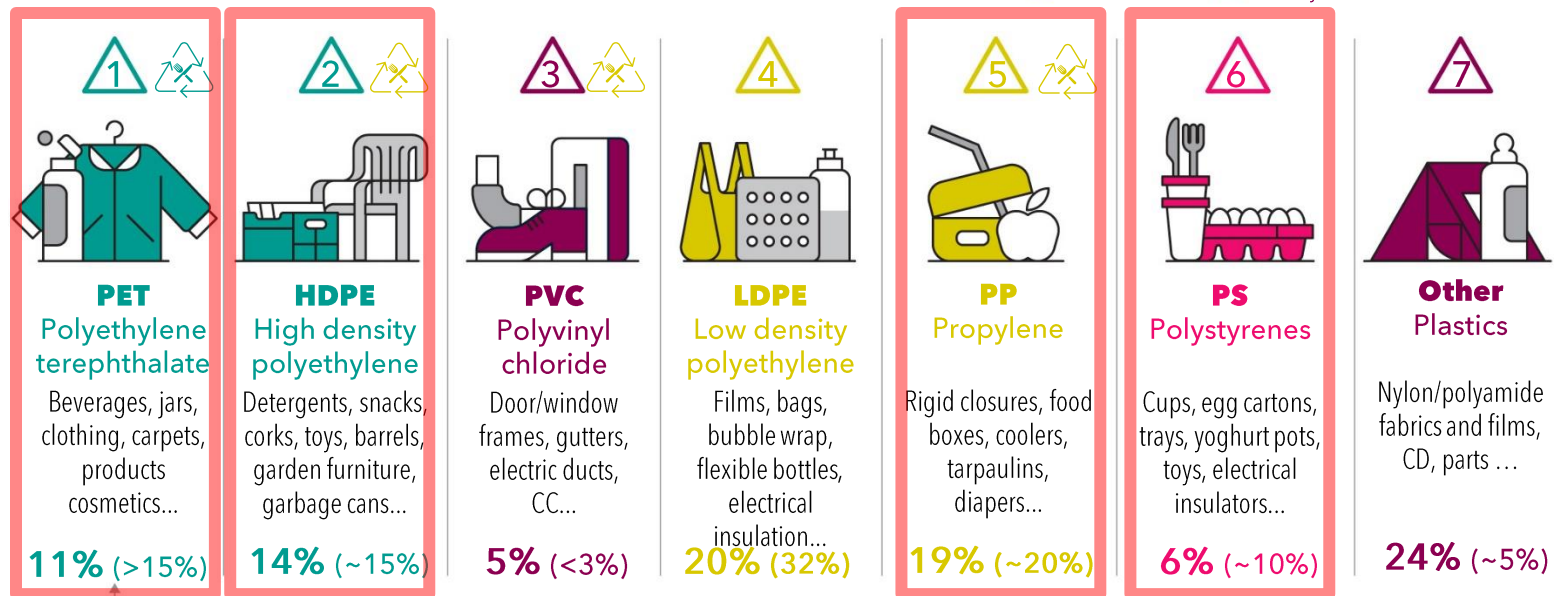
Recycling more plastics beyond PET

% plastic wastes in 2015
 (% food packaging wastes, Plastics Europe 2016)

Globally, 18% of plastics are recycled, compared to almost zero in 1980. Plastic bottles are one of the most widely recycled products (including now to make new bottles). Other plastics are either discarded or recycled for lesser quality uses.

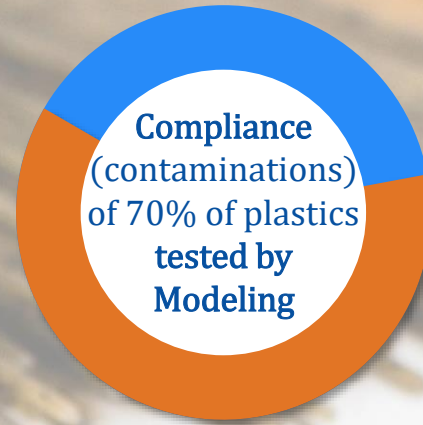

Recycling difficulties - any purpose
 (variable according to regions/countries)

△ easy △ difficult
 △ feasible △ Very difficult



 Recycled for food contact (PET)

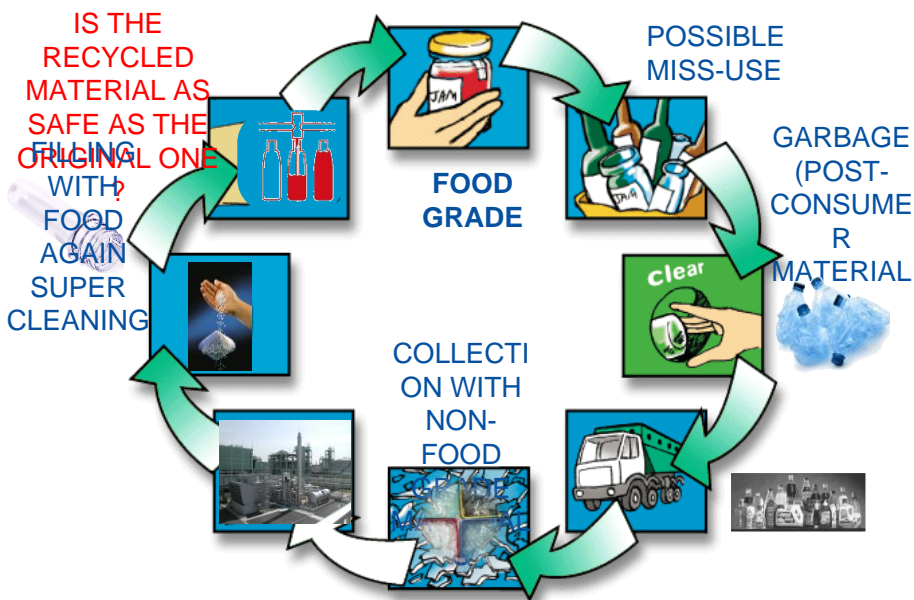
 Could be recycled for food contact (polyolefins: PP, HDPE, LDPE)



Workshop "Predicting the safety of food contact articles" - New science and digital opportunities

4 October 2018, Zurich, Switzerland

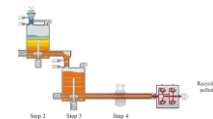
<https://www.foodpackagingforum.org/events/predicting-the-safety-of-food-contact-articles-new-science-and-digital-opportunities>



EFSA has issued upward of 140 positive scientific opinions on the safety of processes to recycle plastics for use in food contact material.



ONLY recycled PET is authorized in EU.



500 M€ have been invested in plants capable of converting recycled plastic materials into materials suitable for packaging and food contact applications

In 2014, more than 50% of the recycled PET in Europe was used in food contact applications.



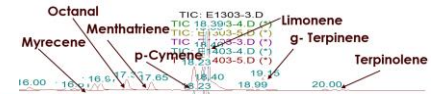
The lack of harmonisation amongst Member States generates legal uncertainty and unnecessary burden for the industry using recycled materials.

It also sets up obstacles for the Circular Economy



AUTHORIZED

Misuse issues (post-use contaminations) of Polyethylene terephthalate (PET) can be easily handled : glassy polymer, it is mainly contaminated by small contaminants which can be removed by a devolatilization step above T_g



Polyolefins are rubber polymers which can be easily contaminated by high molecular weight contaminants after use.



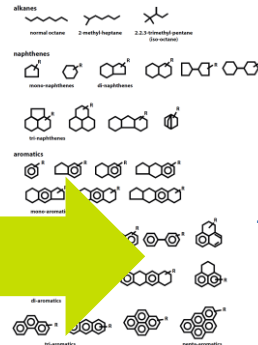
Foodgrade HDPE milk bottles

1. Filling and use of HDPE milk bottles
2. Recollection
3. Sorting

Suitable for Food Contact?



Recycling



Paper and board contains large amount of residues from printing inks: aromatic (carcinogenic) and aliphatic **mineral oils** can be transferred without contact and lead to cross-contamination between materials

J. of Chromatography A. 2013;1293:107-19.













Is the substitution of plastics by recycled paper & board a safer solution?

Recycled P&B are a very important source of mineral oils, which can contaminate food without contact and across a plastic layer.

- Germany recommends not to use recycled P&B in microwave oven.
- France requires an evaluation of the risk of contamination from secondary and tertiary packaging.
- **Detection limit ~10 mg/kg (Koster et al., 2020)**



Food type 	Maximum level of contamination by  mineral oils	Origin  	Reference 
 Chocolate and chocolate products	>100 mg·kg ⁻¹	Cardboard	(Lorenzini, 2010)
 Baby milk	10-80 mg·kg ⁻¹	Cardboard	(Droz, 1997)
 Cereal Products	30 mg·kg ⁻¹	Cardboard and printing inks	(Biedermann, 2013)
 Pasta	10 mg·kg ⁻¹	cardboard box	(Biedermann, 2011)
 Edible oil	100-1000 mg·kg ⁻¹	Containers	(Wagner, 2001)

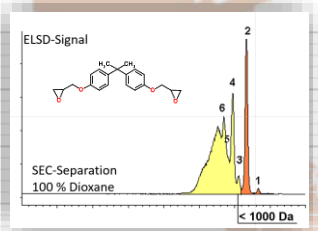
CANCO: Ensuring the safety of consumers:
 can coatings for direct food contact.
 Project QLAM-2001-00066.



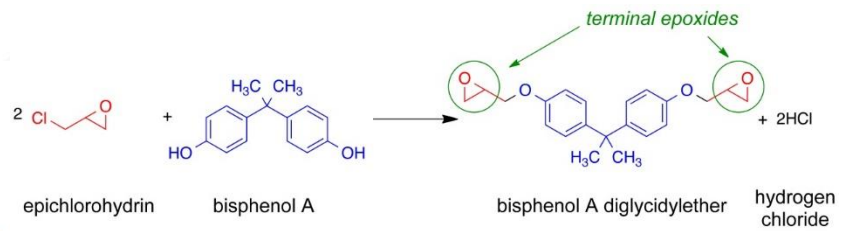
#	M + 1	Substances (originated from the resin)
1	359	BADGE-H ₂ O
2	341	BADGE
3	643	BADGE(n=1)-H ₂ O
4	569	Cyclo-DIBADGE
5	625	BADGE(n=1)
6	927	BADGE(n=2)-H ₂ O
7	491	BADGE-IBuPh*
8	909	BADGE(n=2)
9	775	BADGE(n=1)-IBuPh
10	641	BADGE-2IBuPh
11	477	BADGE-H ₂ O-BuEiOH**
12	403	BADGE-EG*** (+)
13	459	BADGE-BuEiOH
14	509	BADGE-H ₂ O-IBuPh
15	577	BADGE-2BuEiOH
16	687	BADGE(n=1)-EG (+)
18	743	BADGE(n=1)-BuEiOH
19	609	BADGE-BuEiOH-IBuPh
20	371	BADGE(n=2)-EG (+)

* IBuPh: tert-butylphenol (cream stopper)
 ** BuEiOH: Butoxyethanol
 *** EG: Ethylene glycol
 (+) Further confirmations are necessary

Current Biology 2003, 13, 546



Google Trends / Bisphenol A: (Worldwide)



LOI no 2012-1442 du 24 décembre 2012

Current Biology 2018, 28, 1

REGULATION 2018/213/EC



Bisphenol A Exposure Causes Meiotic Aneuploidy in the Female Mouse

Patricia A. Hunt,^{1*} Kara E. Koehler,¹ Martha Susiarjo,¹ Craig A. Hodges,¹ Arlene Ilagan,¹ Robert C. Voigt,^{2,3} Sally Thomas,² Brian F. Thomas,⁴ and Terry J. Hassold¹

¹Department of Genetics

²Animal Resource Center
Case Western Reserve University
Cleveland, Ohio 44106-4955

³Thoren Caging Systems

Hazleton, Pennsylvania 18201

⁴RTI International
Research Triangle Park, North Carolina 27709-2194

Summary

Background: There is increasing concern that exposure to man-made substances that mimic endogenous hormones may adversely affect mammalian reproduction. Although a variety of reproductive complications have been ascribed to compounds with androgenic or estrogenic properties, little attention has been directed at the potential consequences of such exposures to the genetic quality of the gamete.

Results: A sudden, spontaneous increase in meiotic disturbances, including aneuploidy, in studies of oocytes from control female mice in our laboratory coincided with the accidental exposure of our animals to an environmental source of bisphenol A (BPA). BPA is an estrogenic compound widely used in the polycarbonate plastics and epoxy resins. Damaged caging material as the source of as we were able to recapitulate the meiotic disturbances by intentionally damaging cages and in subsequent studies of female mice, we daily oral doses of BPA to directly test that low levels of BPA disrupt female meiosis. Our results demonstrated that the meiotic effects were dose dependent and could be induced by environmentally relevant doses of BPA.

Conclusions: Both the initial inadvertent exposure and subsequent experimental studies suggest that BPA is a potent meiotic aneugen. Specifically, in the female mouse, short-term, low-dose exposure during the final stages of oocyte growth is sufficient to elicit detectable meiotic effects. These results provide the first unequivocal link between mammalian meiotic aneuploidy and an accidental environmental exposure and suggest that the oocyte and its meiotic spindle will provide a sensitive assay system for the study of reproductive toxins.

Introduction

An estimated 10%–25% of fertilized human oocytes are aneuploid; thus, numerical chromosome abnormalities

are the leading cause of miscarriage, congenital defects, and mental retardation [1]. Because almost all such aneuploidy derives from meiotic errors, considerable effort has been directed at identifying factors that increase meiotic nondisjunction. A number of potential risk factors, including irradiation (e.g., [2, 3]), smoking or drinking (e.g., [4, 5]), oral contraceptives and fertility drugs (e.g., [4, 6]), and environmental pollutants/pesticides (e.g., [7]), have been suggested. However, significant effects have been small and difficult to verify or disputed, making positive associations hard to establish. In part, this may reflect difficulties in detection. For example, the extraordinary effect of maternal age on aneuploidy may obscure less obvious associations. Further, previous studies may have focused on the “wrong” population; that is, most utilized liveborns, although virtually all aneuploidy terminates in miscarriage. Thus, the contribution of environmental insults to meiotic chromosome errors remains unknown.

We recently experienced an inadvertent environmental exposure in our mouse colony to 2,2-(4,4-dihydroxydiphenyl)propane, or bisphenol A. Bisphenol A (BPA) is the monomer that is polymerized to manufacture polycarbonate plastic products and resins, such as those used to line cans containing food and beverages and those found in dental sealants. The exposure was accompanied by highly significant increases in meiotic chromosome abnormalities, including nondisjunction; thus, bisphenol A was implicated as a potent disruptor of meiotic chromosome segregation. We were able to experimentally recreate the effects of BPA in our laboratory, which allowed us to verify our initial observations in dose-response studies.

A Sudden Increase in Meiotic Abnormalities Is Correlated with Damage to Caging Materials

We recently reported meiotic studies of mouse mutants with defects in the alignment of the chromosomes on the first meiotic (MI) spindle [8]. This meiotic abnormality, which we have termed congression failure (Figure 1), is of particular relevance to humans because it is an age-related feature of human oocytes and has been postulated to be causally related to the well-known increase in aneuploidy associated with advancing maternal age [9].

In the course of meiotic studies of mouse oocytes conducted in 1998, we observed a sudden and dramatic change in congression failure levels. The first wave of follicles that initiate growth in the sexually immature ovary provides access to a large cohort of oocytes, and, typically, only 1%–2% of oocytes from control females exhibit congression failure at metaphase I [8]. However, in experiments conducted in August 1998, congression failure levels suddenly spiked, and approximately 40% of control oocytes exhibited this phenotype or more severe aberrations (Figures 1 and 2).

At the same time that these studies were being conducted, we were also using the animal facility to house

*Correspondence: pah13@po.cwrw.edu

[†]Present address: Lab Products, 742 Sussex Avenue, P.O. Box 639, Seaford, Delaware 19973.

Replacement Bisphenols Adversely Affect Mouse Gametogenesis with Consequences for Subsequent Generations

Tegan S. Horan,¹ Hannah Pulcastro,¹ Crystal Lawson,¹ Roy Gerona,² Spencer Martin,² Mary C. Gieske,¹ Caroline V. Sartain,¹ and Patricia A. Hunt^{1,3,*}

¹School of Molecular Biosciences, Center for Reproductive Biology, Washington State University, Pullman, WA, USA

²School of Medicine, University of California, San Francisco, CA, USA

³Lead Contact

*Correspondence: pathunt@wsu.edu

<https://doi.org/10.1016/j.cub.2018.06.070>

SUMMARY

20 years ago, accidental bisphenol A (BPA) exposure caused a sudden increase in chromosomally abnormal eggs from our control mice [1]. Subsequent rodent studies demonstrated developmental effects of exposure with repercussions on adult health and fertility (e.g., [2–9]; reviewed in [10–17]). Studies in monkeys, humans, fish, and worms suggest BPA effects extend across species (e.g., [18–30]; reviewed in [31–33]). Widespread use has resulted in ubiquitous environmental contamination and human BPA exposure. Consumer concern resulted in “BPA-free” products produced with naturally similar bisphenols that are used in environmental and human contact materials [34–41]. We report here studies initiated in 2018 that mirror our previous BPA studies and implicating exposure to BPS (BPA replacement) from damaged polycarbonate cages. Like with BPA [1, 2, 5], our data show that exposure to common replacement bisphenols induces germline effects in both sexes that may affect multiple generations. These findings add to growing evidence of the biological risks posed by this class of chemicals. Rapid production of structural variants of BPA and other EDCs circumvents efforts to eliminate dangerous chemicals, exacerbates the regulatory burden of safety assessment, and increases environmental contamination. Our experience suggests that these reproductive health but also to the integrity of the research environment. EDCs, like endogenous hormones, can affect diverse processes. The sensitivity of the germline allows us to detect effects that, although not immediately apparent in other systems, may induce variability that undermines experimental reproducibility and impedes scientific advancement.

Results and Discussion

In the course of meiotic studies in male and female mice, we observed variation in meiotic recombination (measured by the number of MLH1 foci in pachytene stage meiotic oocytes), with levels in some controls reaching values characteristic of BPA-exposed animals [2, 5]. Although the change in pooled data was subtle, variation among litters was striking (Figure 1). Given our previous experience with BPA leaching from polycarbonate cages and water bottles [1], damaged materials were an obvious suspect. When white residue was evident on the surface of some polycarbonate cages in our facility (Figure 2A), we suspected that exposure to chemicals leaching from the damaged polymer was eliciting meiotic effects.

An Unexpected Contaminant

The residue was comprised of BPA and diphenyl sulfone (Figure 2B). We suspected that these were the contaminants because liquid chromatography-tandem mass spectrometry analysis of a methanol extraction of damaged cages demonstrated the presence of both BPA and diphenyl sulfone (2C–2F). Because polymeric aromatic ethers, like BPA and diphenyl sulfone, cannot undergo nucleophilic substitution to generate an unsubstituted aromatic ring at the reaction site, degradation results in the formation of a phenolic group. Therefore, damaged polycarbonate is, in fact, more likely to generate BPS than diphenyl sulfone is (Figure 2B). Unfortunately, high signal levels in both control and solvent blanks made it impossible to determine if diphenyl sulfone was a significant contaminant.

Replacement bisphenols have rapidly emerged in consumer products, and studies of them are limited. However, plastics containing them can leach estrogenic chemicals [43, 44], and exposure has been reported to induce adverse effects similar to BPA (e.g., [45–52]; reviewed in [53]). Our findings suggest that, although newer polymers like polysulfone are more resistant to chemical damage than polycarbonate is, damage can occur in the course of normal use and may result in the release of contaminants that are not constituent components of the polymer.

Bisphenol Analogs Elicit Meiotic Effects

To eliminate contamination, all caging materials in the facility were replaced, new breeding stocks were purchased, and studies were conducted to confirm that control values in both

2003

2018



Endocrine disruptors in bottled water: endocrine burden and migration

Martin Wagner · Jörg Oehlmann

Received: 6 November 2008 / Accepted: 18 December 2008
 © The Author(s) 2009. This article is published with open access

Abstract

Background, aim, and scope Food consumption is an important route of human exposure to endocrine-disrupting chemicals. So far, this has been demonstrated by epidemiological and analytical identification of single substances in foodstuff (e.g., phthalates) and human body fluid (urine and blood). Since the research in this field is still in its infancy (and thus missing mixture effects), the contamination of edibles with xenohormones is unknown. The aim of this study was to assess the endocrine burden of bottled mineral water as model substance and to characterize the potential sources of endocrine contamination.

Materials, methods, and results In the present study, we analyzed commercially available mineral water in an assay system with the human estrogen receptor alpha and the estrogen contamination in 60% of all samples maximum activity equivalent to 75.2 ng/l of the natural hormone 17β-estradiol. Furthermore, breeding of the mussel *Mytilus edulis* (L.) (in the presence of the natural hormone 17β-estradiol) resulted in an increased reproductive output of snails cultured in PET bottles. This provides first evidence that substances leaching from plastic food packaging materials act as functional estrogens in vivo.

The perils of plastic

A 'round-robin' spam e-mail that is circulated worldwide claims that drinking water that has been left in a warm container holds a grain of truth! The FDA, it seems, is on the side of caution; earlier this year, the agency revised its position on the safety of bisphenol A, a chemical used in the manufacture of plastic bottles for food-contact use, the FDA deemed safe for food-contact use, the FDA expressed 'some concern' about the potential that BPA poses to fetuses, infants and young children.

What exactly is BPA and why has its safety been called into question? First synthesized in 1905, BPA has since become a key component in the production of polycarbonate and epoxy resins. Polycarbonate, heat-resistant, shatter-proof material that is ideal for the manufacture of drinking water bottles, particularly those used by young children. Epoxy resins are also used by the food and pharmaceutical industries—they provide the protective coating inside many metal-based cans. Standard tests supported the safety of BPA and the FDA approved it for food-contact use in the 1960s. Over the years, however, concern has mounted that environmental exposure to BPA might disrupt the functioning of the endocrine system.

The term 'endocrine disruption' was coined in 1990s. Endocrine disruptors comprise a diverse group of industrial chemicals that exert numerous direct and indirect effects on the endocrine system and its biological pathways. Many of these chemicals are of natural origin, such as phytoestrogens, but others are synthetic, such as BPA and other endocrine-disrupting chemicals. BPA has been implicated in obesity, neurological dysfunction and cancer. In addition, BPA is a known endocrine disruptor (PFOS)—common household chemicals like pesticides and waterproof materials—have been linked to thyroid disease.

The Endocrine Society has recognized the potential problems associated with the widespread use of endocrine-disrupting chemicals. In June 2009, the society published a task force report on the mechanisms of action and potential health effects of endocrine disruptors (Diamanti-Kandarakis et al. 2009).



Chemical compounds and toxicological assessments of drinking water stored in polyethylene terephthalate (PET) bottles: A source of controversy reviewed

Cristina Bach^{a,b,*}, Xavier Dauchy^a, Marie-Christine Chagnon^c, Serge Etienne^b

^aANSES, Nancy Laboratory for Hydrology, Water Chemistry Department, 40 rue Lionnois, 54000 Nancy, France

^bInstitute Jean Lamour, UMR 7198, Department SZM, Ecole des Mines de Nancy, Nancy-University, Parc de Saurupt, CS 14234, 54042 Nancy, France

^cDertech "Dactos", University of Burgundy, 1 Esplanade Erasme, AgroSupDijon Nord, 21000 Dijon, France

ARTICLE INFO

Article history:

Received 27 July 2011

Received in revised form 21 November 2011

Accepted 22 November 2011

Available online 6 December 2011

Keywords:

Bottled water

Metagenomics

Genotoxicity

Endocrine disruptors

NIAS

ABSTRACT

A declaration of conformity according to European regulation No. 10/2011 is required to ensure the safety of plastic materials in contact with foodstuffs. This regulation established a positive list of substances that are authorized for use in plastic materials. Some compounds are subject to restrictions and/or specifications according to their toxicological data. Despite this, the analysis of PET reveals some non-intentionally added substances (NIAS) produced by authorized initial reactants and additives.

Genotoxic and estrogenic activities in PET-bottled water have been reported. Chemical mixtures in bottled water have been suggested as the source of these toxicological effects. Furthermore, sample preparation techniques, such as solid-phase extraction (SPE), to extract estrogen-like compounds in bottled water are controversial. It has been suggested that inappropriate extraction methods and sample treatment may result in false-negative or positive responses when testing water extracts in bioassays. There is therefore a need to combine chemical analysis with bioassays to carry out hazard assessments.

Formaldehyde, acetaldehyde and antimony are clearly related to migration from PET into water. However, several studies have shown other theoretically unexpected substances in bottled water. The origin of these compounds has not been clearly established (PET container, cap-sealing resins, background contamination, water processing steps, NIAS, recycled PET, etc.).

Here, we surveyed toxicological studies on PET-bottled water and chemical compounds that may be present therein. Our literature review shows that contradictory results for PET-

List of abbreviations: AA, acetaldehyde; APEOs, polyethoxylated nonylphenols; BBP, benzylbutyl phthalate; BHET, bis(hydroxyethyl) terephthalate; BHT, butylated hydroxytoluene; BPA, bisphenol A; DBP, dibutyl phthalate; DBP, di-*iso*-butyl phthalate; DEG, diethylene glycol; DEHP, di-(2-ethylhexyl) phthalate; DEHA, bis-(2-ethylhexyl) adipate; DEP, diethyl phthalate; EMGO, dimethyl sulfoxide; DMF, dimethylformamide; DOP, di-*n*-octyl phthalate; EEC, European economic community; EQQ, estradiol equivalents; GC-MS, gas chromatography–mass spectrometry; HDPE, high density polyethylene; HULVs, human blood lymphocytes; IPA, isophthalic acid; LDH, lactate dehydrogenase; MEG, ethylene glycol; NIAS, non-intentionally added substances; NP, 4-nonylphenol; OP, octylphenol; PA, polyamide; PC, polycarbonate; PhA, phthalic acid; PVC, polyvinylchloride; RFE, relative proliferative effects; Sb₂O₃, antimony trioxide; SEC–HPLC, size exclusion chromatography–high performance liquid chromatography; SML, specific migration limits; SPE, solid-phase extraction; SPME, solid phase micro-extraction; SODIS, solar water disinfection; TPA, terephthalic acid; TDI, tolerable daily intake; TMPP, tris(mono(phenyl) phosphite); TOC, total organic carbon; YES, yeast estrogen screen.

* Corresponding author. ANSES, Nancy Laboratory for Hydrology, Water Chemistry Department, 40 rue Lionnois, 54000 Nancy, France. Tel.: +33 383 38 87 29; fax: +33 383 38 87 20.

E-mail address: cristina.bach@anses.fr (C. Bach).
 0043-1354/\$ – see front matter © 2011 Elsevier Ltd. All rights reserved.
 doi:10.1016/j.watres.2011.11.062

Responsible editor: Markus Hecker

M. Wagner (✉) · J. Oehlmann
 Department of Aquatic Ecotoxicology,
 Johann Wolfgang Goethe University,
 Stienmeyerstr. 70 A,
 60054 Frankfurt am Main, Germany
 e-mail: wagner@bio.uni-frankfurt.de

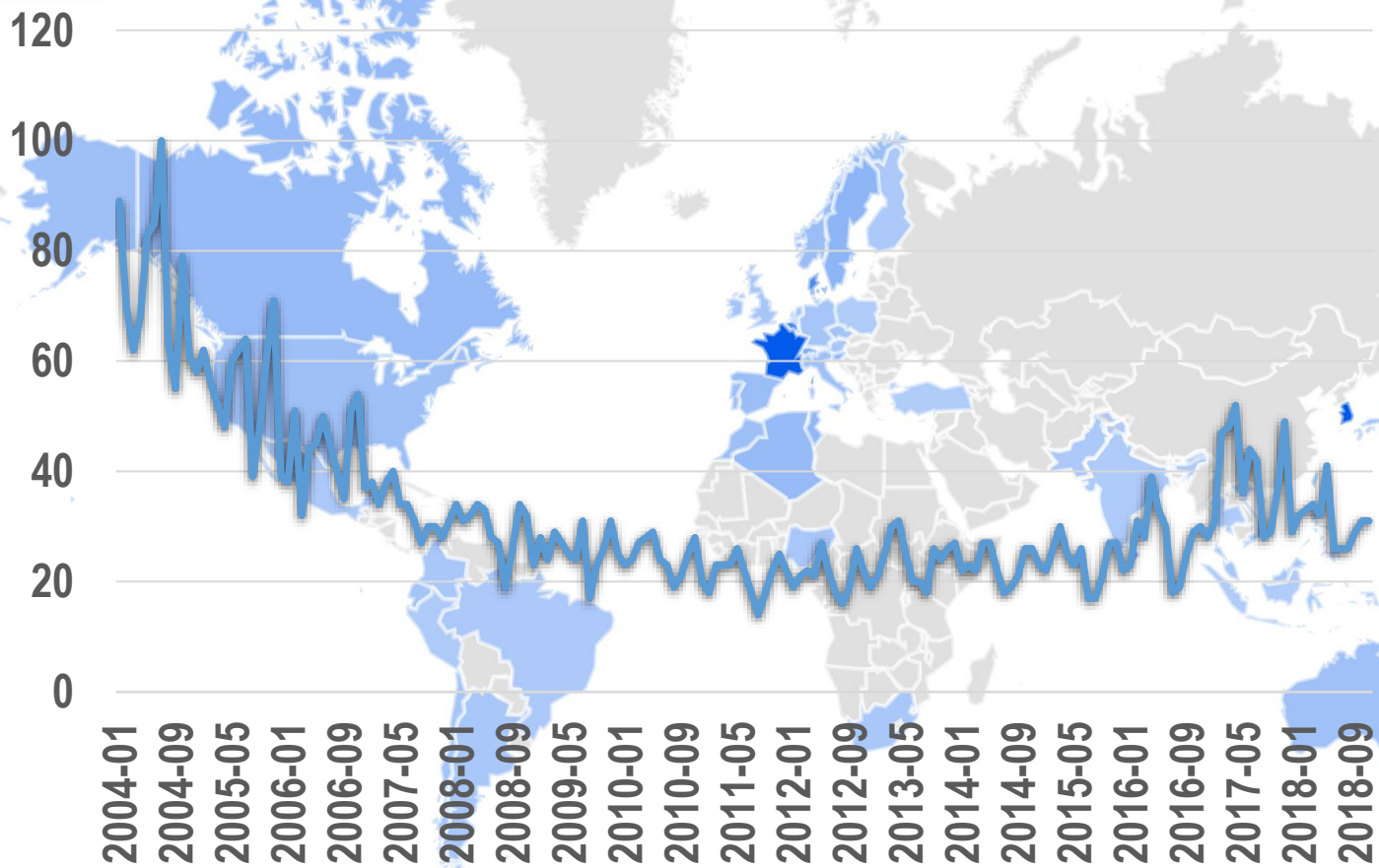
Springer

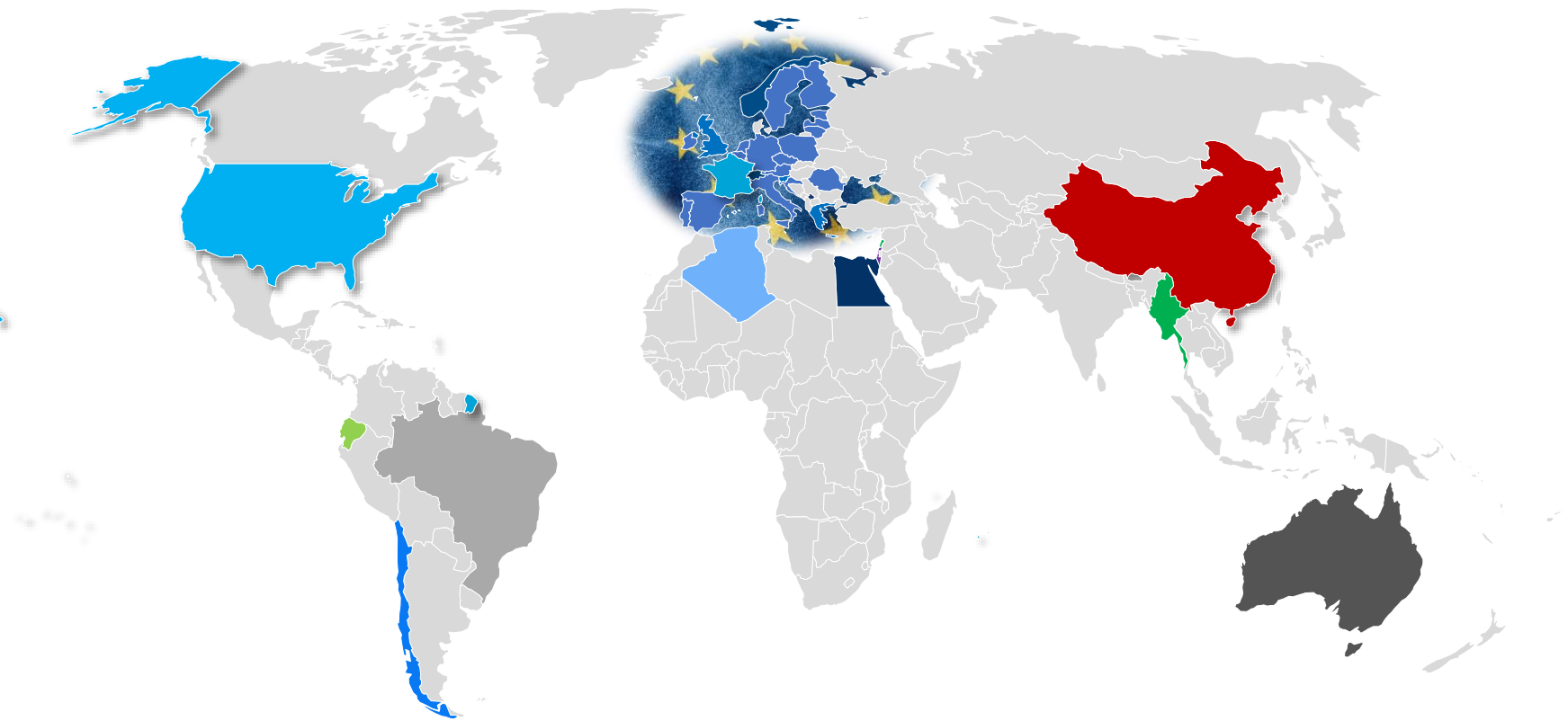
NATURE REVIEWS | ENDOCRINOLOGY

... (Safe 2000, 2005; Sha 2005) due to the multifactorial diseases, although evidence is increasing for the role of endocrine disruptors in the development of these disorders (Shah 2005).

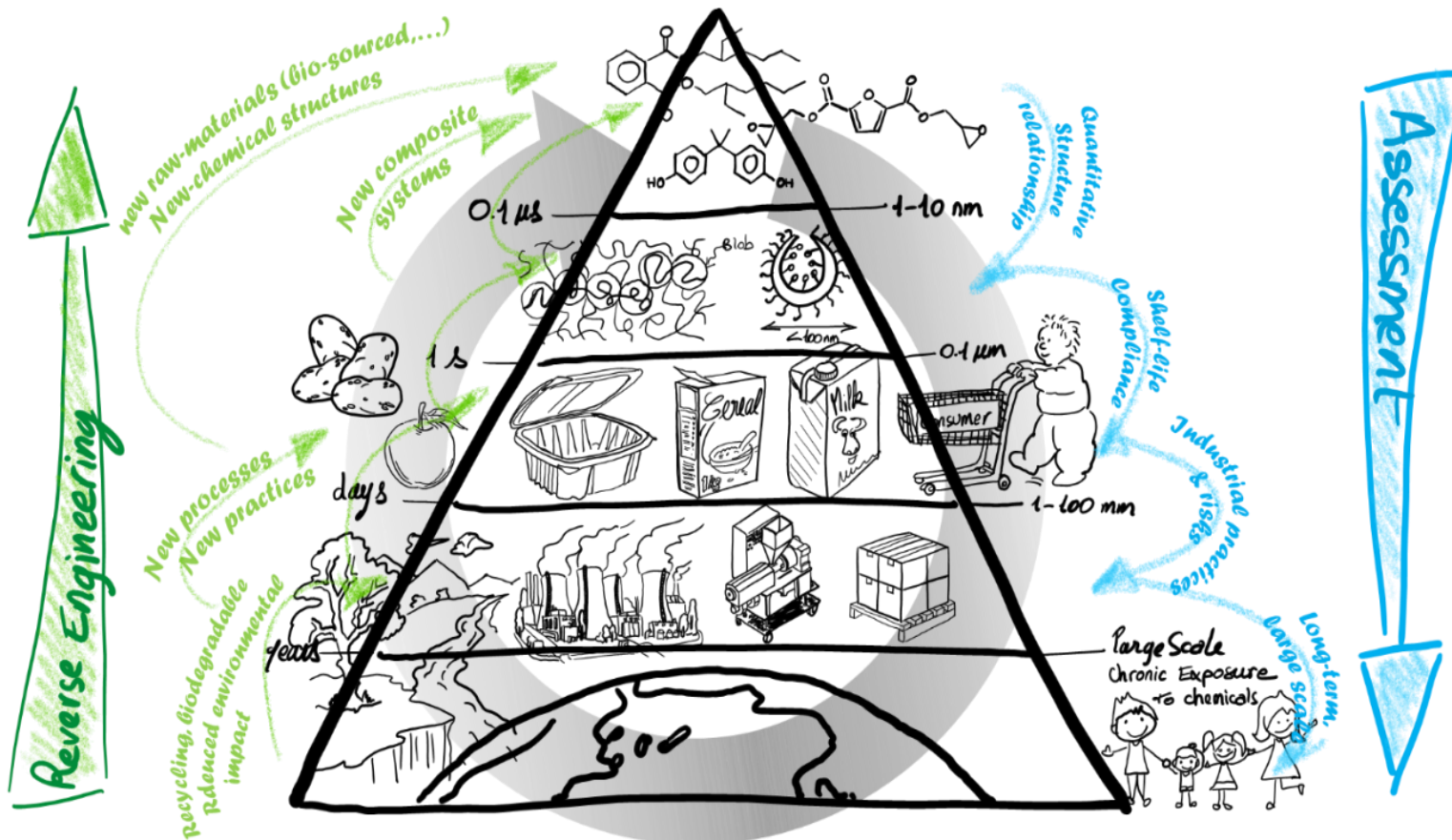


Endocrine DISRUPTOR: (Worldwide)





Our approaches developed jointly with EU are a model for several countries and industries (medical devices, biotechnology, cosmetics...)




Role of INRA
 Scientific support to global and local solutions and assessments

DESORPTION OF PACKAGING CONSTITUENTS (ADDITIVES, MONOMERS AND OLIGOMERS, NIAS...)

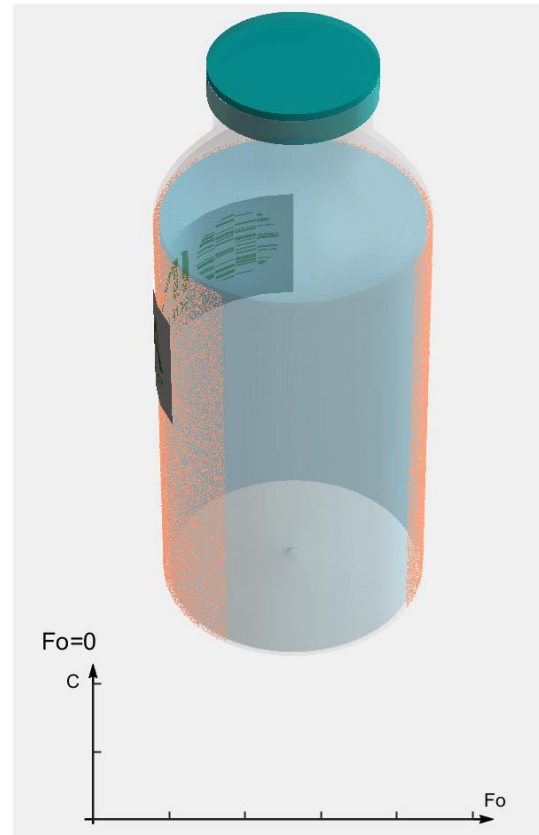
SELF-SIMILAR SITUATIONS WHICH OBEY
TO THE GENERAL MODEL OF DIFFUSION-SOLUBILIZATION



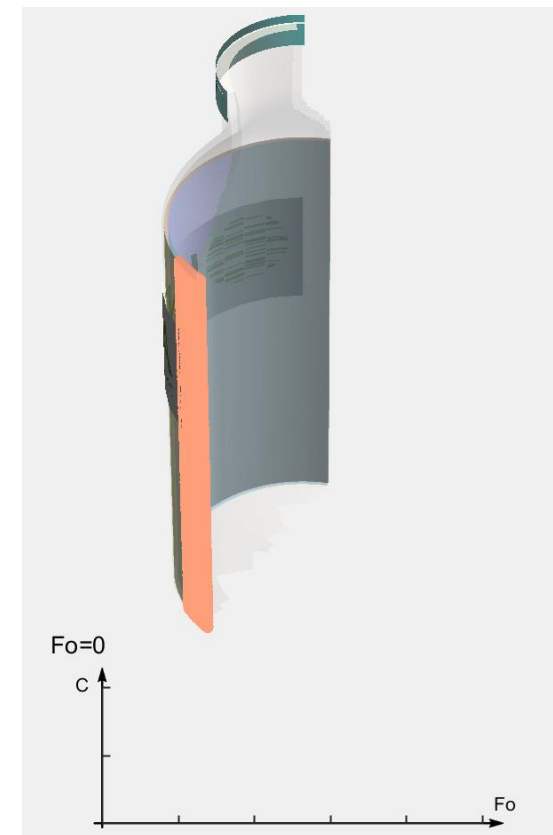
monolayer



with barrier to diffusion



multilayer

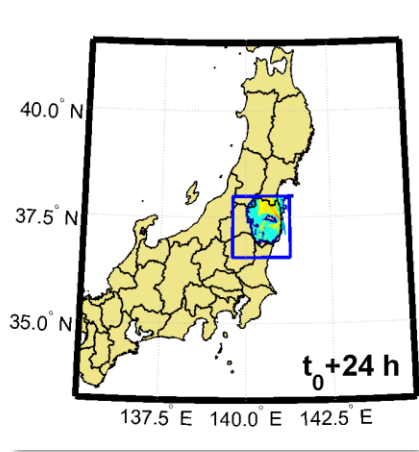
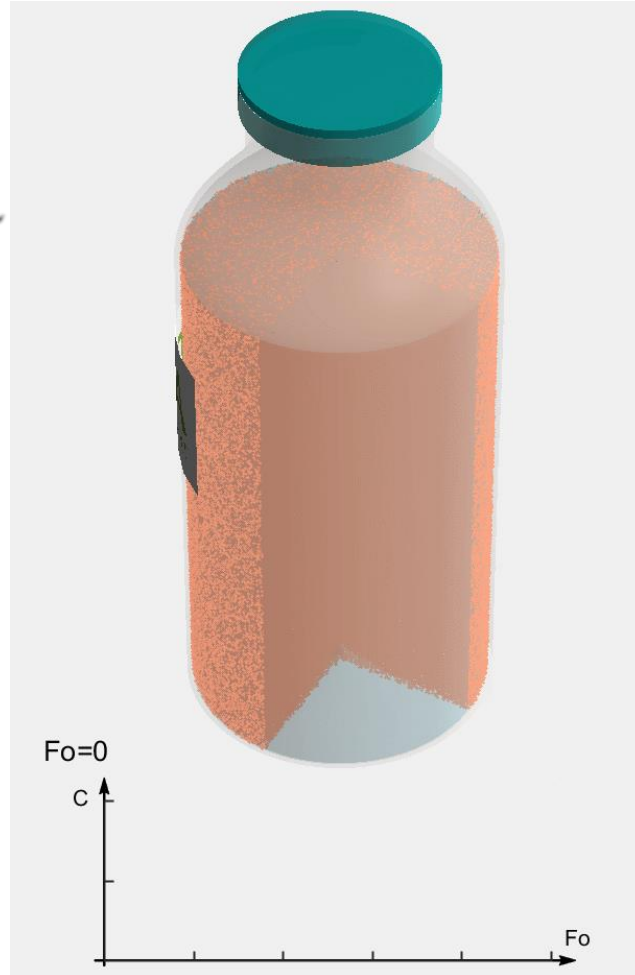
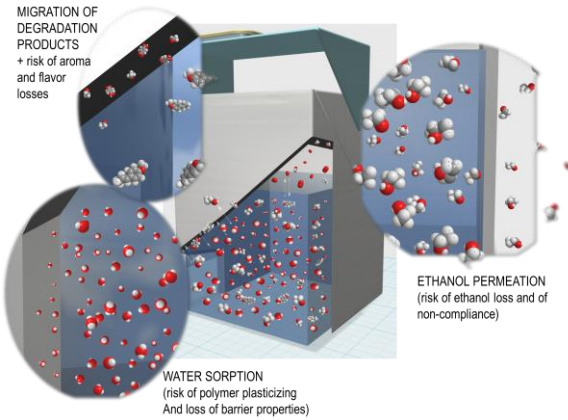


$$Fo = \frac{D_p t}{l_p^2}$$

PERMEATION OF FOOD CONTENTS PERMEATION FROM ENVIRONMENT


alcoholic beverages

radionuclides

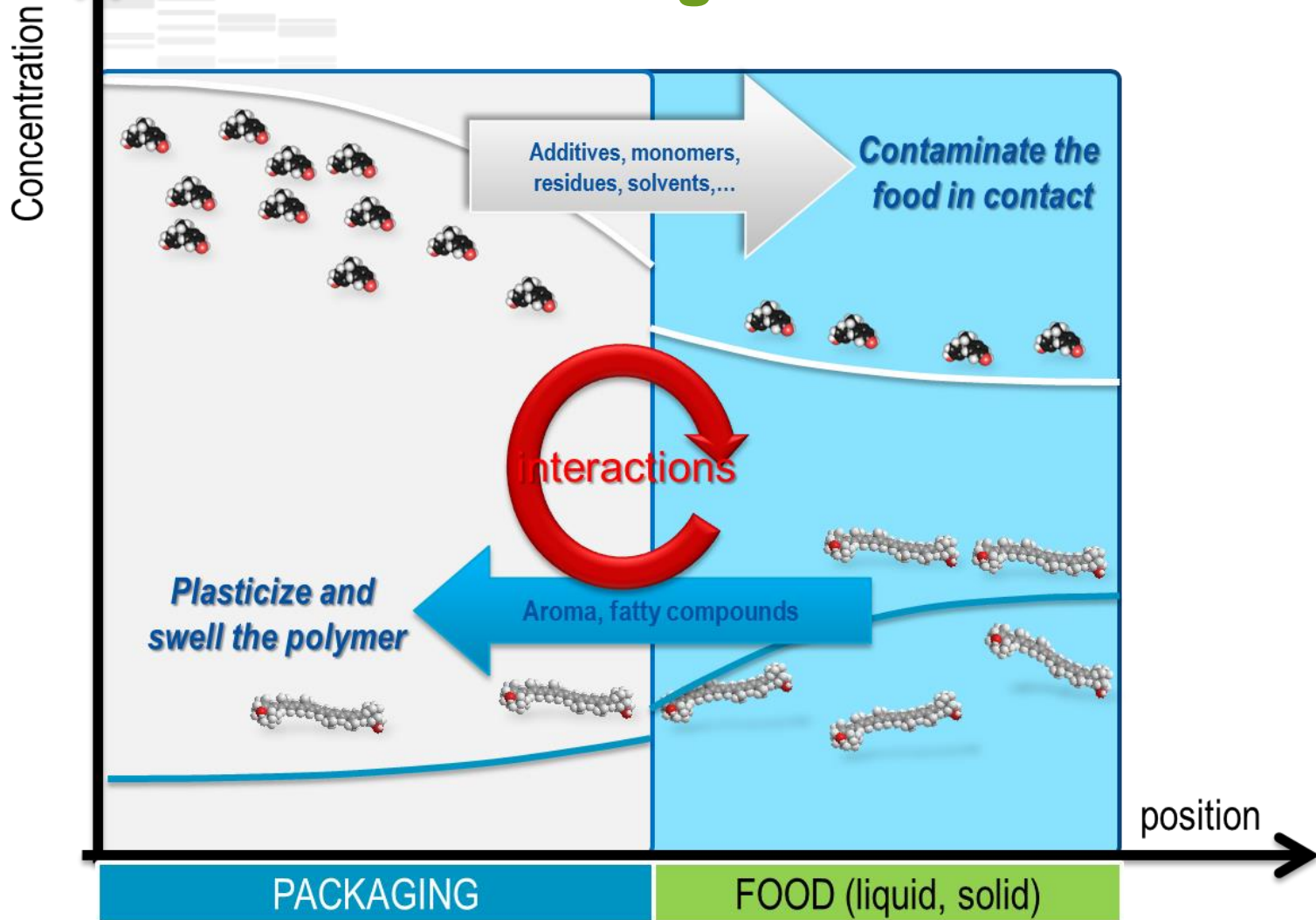


Fukushima-Daichi; March 12th, 2011

REGULATION 10/2011/EC

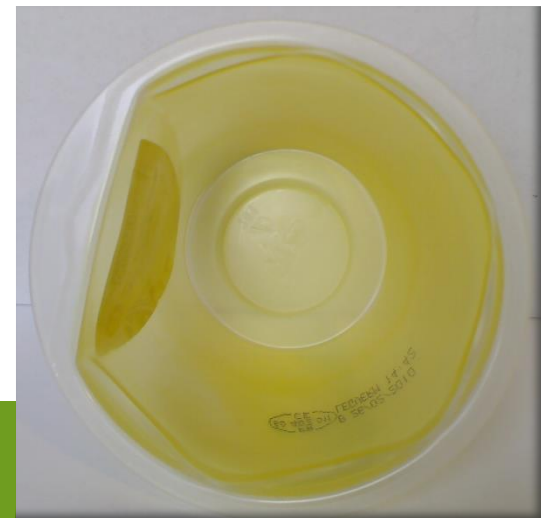


What is migration ?







FOOD PACKAGING INTERACTIONS

Example of sterilized product






FOOD PACKAGING MATERIALS



- FOOD PACKAGING OVERVIEW
- PERMEATION & BARRIER MATERIALS
- MIGRATION ISSUES
- TOXICITY
- REGULATION
- DIFFUSION IN POLYMERS
- CONCLUSIONS



THE SCHOOL OF
PACKAGING
MICHIGAN STATE
UNIVERSITY



RISK ASSESSMENT

HEALTH CLAIMS
PESTICIDES

GM PLANTS
SALMONELLA

efsa
European Food Safety Authority

presents

understanding
SCIENCE

CONTAMINANTS

GM

FOOD CONTACT MATERIALS

MIGRATION

Substances are available in English, French, German and Italian. Click on the "turn on captions" button in the lower right hand corner of the screen and select your desired language.

FACTORS

- substance
- material
- food
- temperature
- duration

TYPES OF MATERIALS

- plastic
- metal
- ceramic
- cardboard
- inks
- glass
- paper
- silicone
- aluminum
- etc.

- THIS LECTURE:
<http://modmol.agroparistech.fr/masterEU/>

- MY LECTURES AT MSU (MI,USA):
<http://www.fshn.msu.edu/events/event/Vitrac>
DIFFUSION
https://mediaspace.msu.edu/media/dr.+olivier+vitrac+presenta+diffusion+coefficients+of+organic+solut es+in+polymers/1_zz20dgt9

- PARTITIONING
https://mediaspace.msu.edu/media/Dr.+Olivier+Vitrac+presenta+an+atomistic+flory-huggins+formulation+for+the+tailored+prediction+of+activity+and+partition+coefficients/1_uzi6h91k

- SAFETY MANAGEMENT:
https://mediaspace.msu.edu/media/WorkshopA+Prediction+of+the+migration+of+substances+beyond+conventional+estimates*/1_won1m7aw

- RISK ASSESSMENT:
<https://www.youtube.com/watch?v=7LMnc4czpuY>

Train yourself to become green

Three months online curriculum on packaging design

<https://fitness.agroparistech.fr/>



roatia, France, Germany, Portugal, Spain

Main menu About Us job offers

Welcome to FITNESS

Fitness stands for **Food packaging open courseware for higher education and staff of companies**

All lectures, interactive contents and Quizz are provided "AS IS". The content (85 lectures from Common to Specialized Modules) is under development and may contain inconsistencies and inaccuracies. It will be updated regularly.

trainee/ student view



with recorded lectures



ecodesign

Search by keywords in slides

7 lectures found | page 1 of 1

num. lectures book recorded guidelines extra case-studies how-to solution

specialized > S5 > U5.3 > part1

Computer-aided FMECA applied to mass transfer

Computer-aided approaches facilitate the deployment of FMECA approaches. The lecture illustrates various situations calculated with the open-source software FMECAEngine identification of critical steps, components, substances - level advanced

Topics: **design** **prevention** **safe-by-design** **migration** **risk** **safety** **modeling**

Author: Olivier Vitrac | Institution: INRAE

[Read Lecture](#)

2 slides found

THIS PROJECT HAS RECEIVED FUNDING FROM THE EUROPEAN UNION'S ERASMUS PROGRAMME UNDER CONTRACT N° 2017-1-FR01-NA02-02141

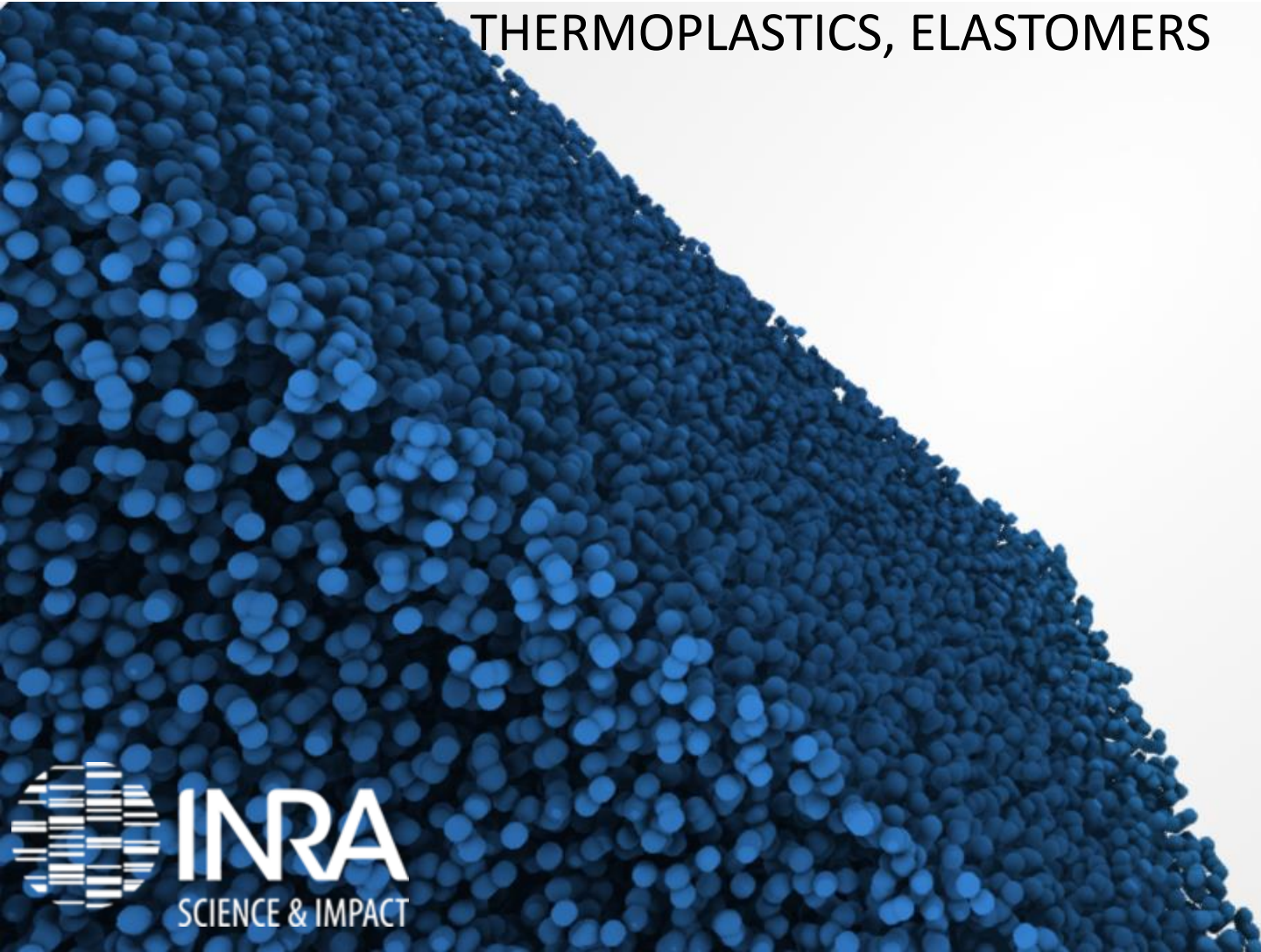
COORDINATOR ACTIA-LNE

COMPUTER-EVOLUTIONARY ECO-DESIGN & SAFE-BY-DESIGN

Case of plastic bottles for alcoholic beverages

FOOD PACKAGING MATERIALS

THERMOPLASTICS, ELASTOMERS



Classification of polymers

Thermoplastics : A thermoplastic, or thermosoftening plastic, is a polymer that melts, and returns to a solid state upon cooling.

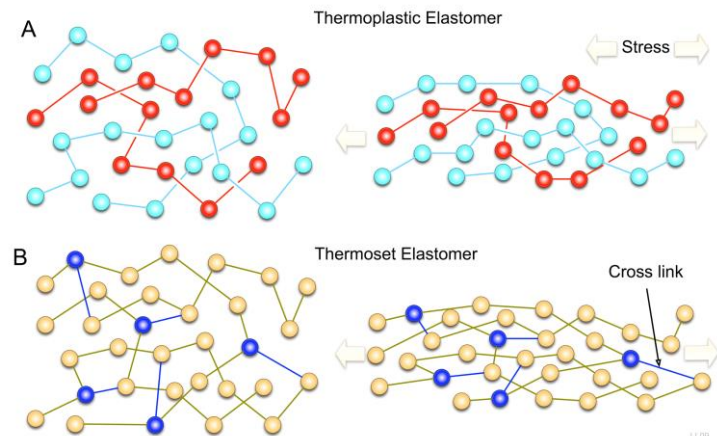
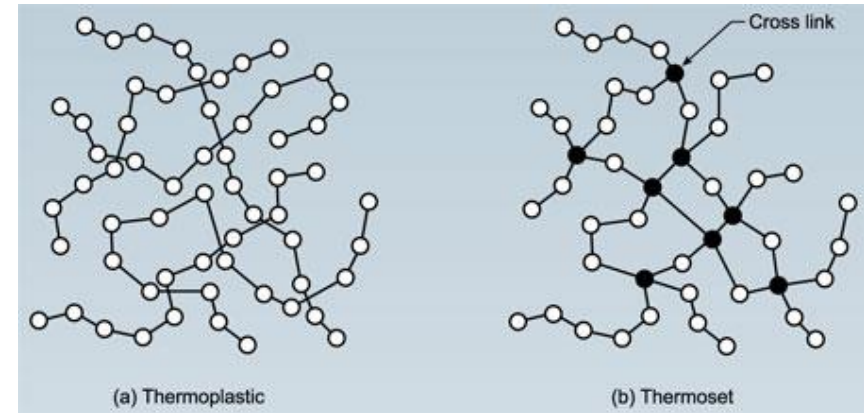
Examples : PE, PP, PS, PVC ...

Thermosets : A thermosetting plastic, also known as a thermoset, is polymer material that irreversibly cures. The cure may be induced by heat, generally above 200 °C, through a chemical reaction, or suitable irradiation

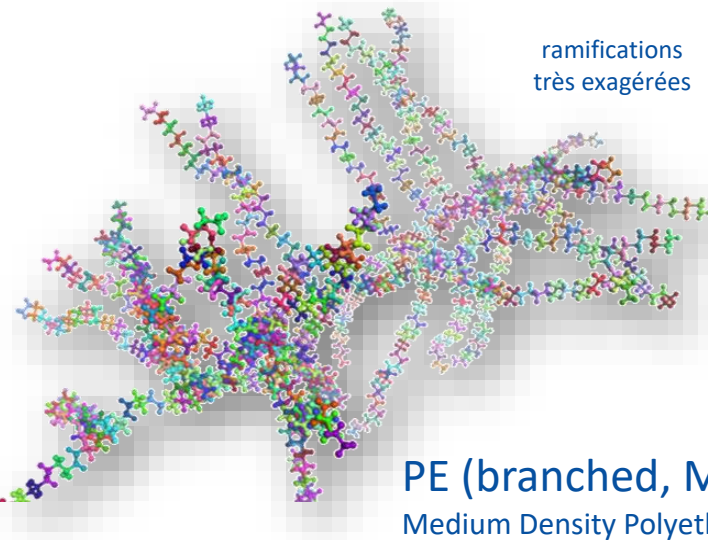
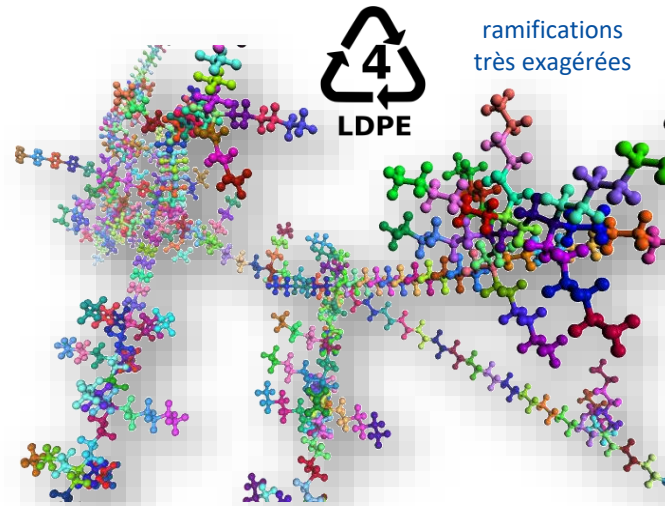
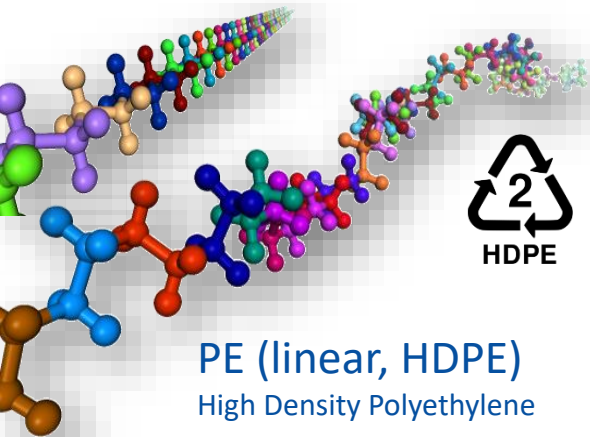
Examples : Phenolic, epoxydes ...

Elastomers : An elastomer is a polymer with viscoelasticity (colloquially "elasticity")



Exemples : Silicones, natural rubber ...



Polyolefins : PE – PP



PE (very ramified, LDPE)
Low Density Polyethylene



POLYOLEFINS

POLYETHYLÈNE

LDPE

(Low density polyethylene)



- Vapour barrier
- Flexibility for seals
- Mouldability
- Tearability
- Flexibility
- Excellent stretchability
- Sterilisation
- Chemical inertness
- Transparency
- Tactile effect
- Trays
- Boxing
- Screw or clip tops
- Nozzles
- Stretchable and retractable films for bundling (multiple-unit packs) and palletting
- Bottles
- Stopper seals
- Carrier bags
- Small bags
- Tubes

HDPE

(High Density Polyethylene)



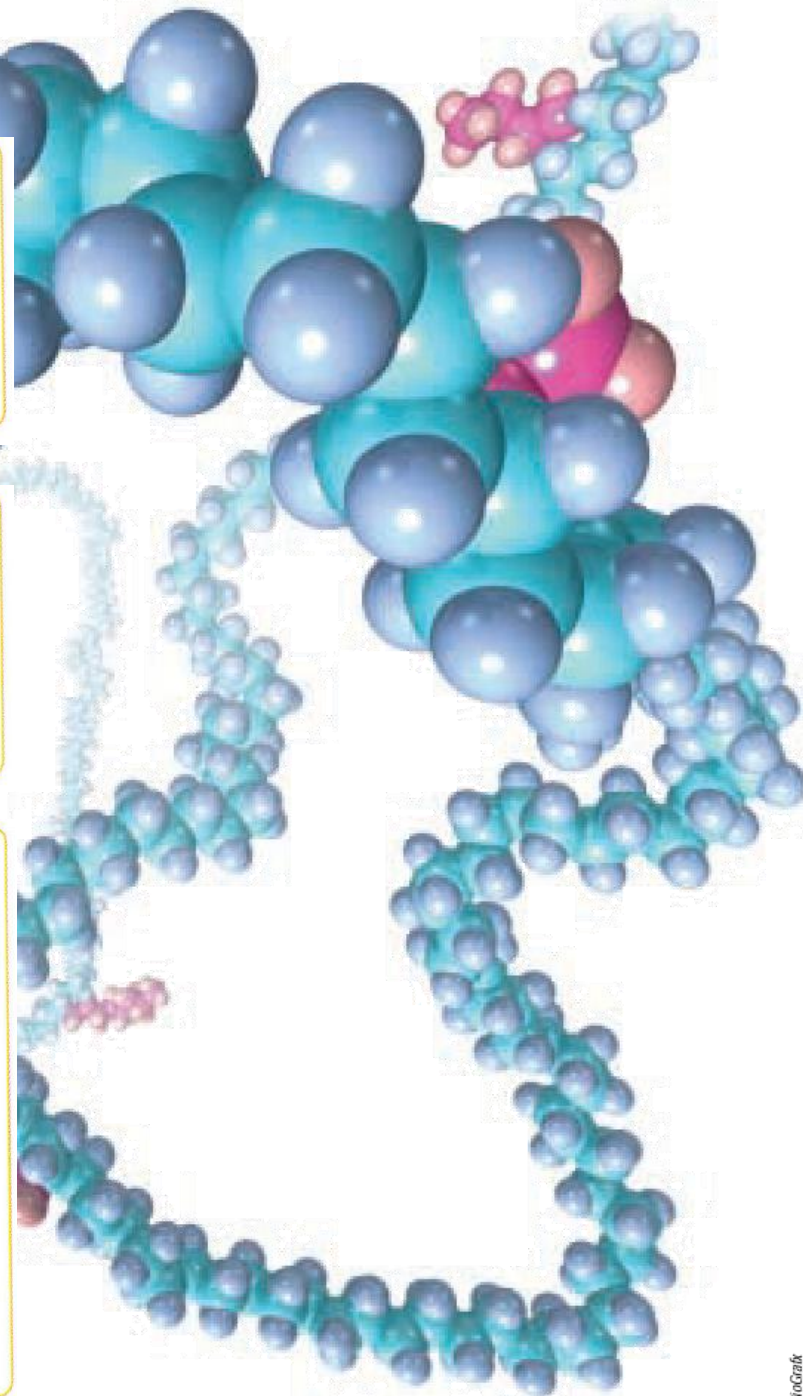
- Vapour barrier
- Mouldability
- Rigidity (for mechanical testing)
- Impact resistance
- Chemical inertness
- Resistance to stress-cracking
- Sterilisation
- Suitable for freezing (-40°C)
- Opaqueness
- Large drums
- Screw or clip tops
- Bottles
- Crates and cases
- Covers
- Films for postal dispatch
- Flasks
- Drums and reusable containers
- Pots
- Tubes

PP

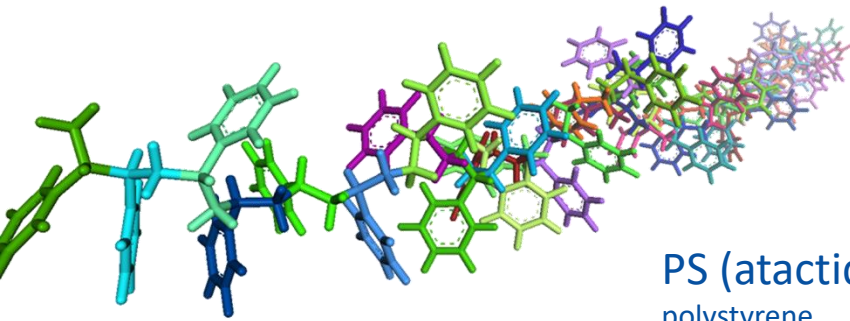
(Polypropylene)



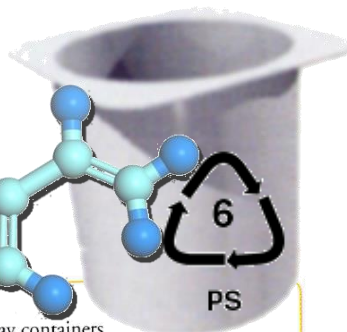
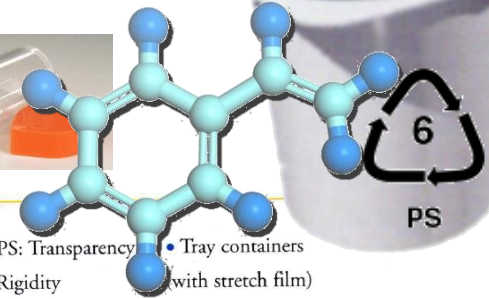
- Rigidity (Resistance to sterilisation)
- Resistance to cold
- Vapour barrier
- Chemical inertness
- Suitable for freezing (-40°C)
- Suitable for micro-waves (+120°C)
- Low density
- Resistant to stress-cracking
- Resistant to folding
- Thermal packing
- Contact transparency
- Alveolate material
- Tray containers
- Screw and clip tops
- Reusable crates and cases
- Covers
- Thermoforming sheets
- Transparent films and bags
- Bottles
- Reheatable plates
- Pots
- Tubs
- Tubes
- Clarified PP
- OPP (oriented PP)
- EPP (expanded polypropylene: resistance to repeated impact)
- Flasks
- Films
- Reusable wrapping



POLYVINYL



PS (atactique)
polystyrene

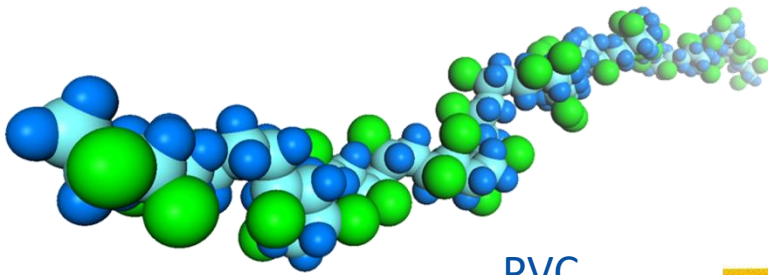


PS

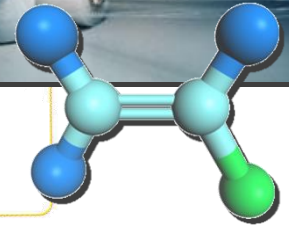

(Polystyrene)



- Compact:**
- Crystal PS: Transparency
 - Brilliance
 - Rigidity
 - PS impact: opaque
 - impact-resistance
 - Brilliance
 - Cleavability
- Direct gassing:**
- Light
 - Heat sealable
 - Warm touch
- Tray containers (with stretch film)
 - Egg containers
 - Stoppers
 - Covers
 - Thermoforming sheets, pots for dairy products, cups for automatic drink machines
 - Plates/trays



PVC
polyvinyl chloride

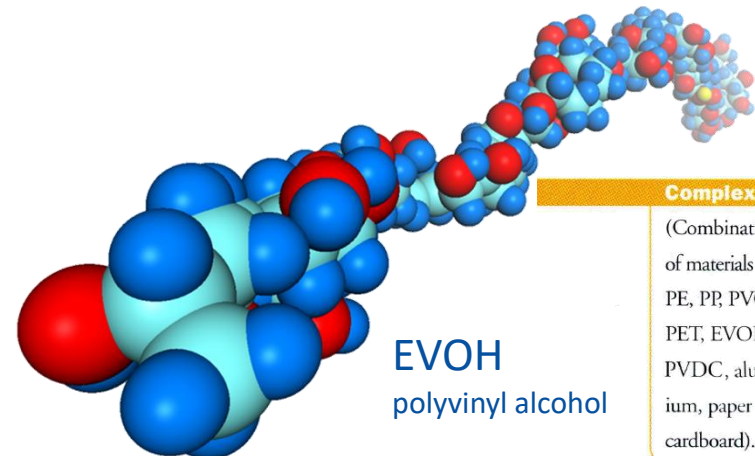


PVC

(Polyvinyl chloride)



- Inertia
- Good stretchability
- Machinability
- Excellent memory
- Resistance to stress-cracking
- Transparency
- Tray containers
- Boxes
- Bottles
- Flasks
- Blister packs
- Sheets for thermoforming
- Food-contact films



EVOH
polyvinyl alcohol

Complexes

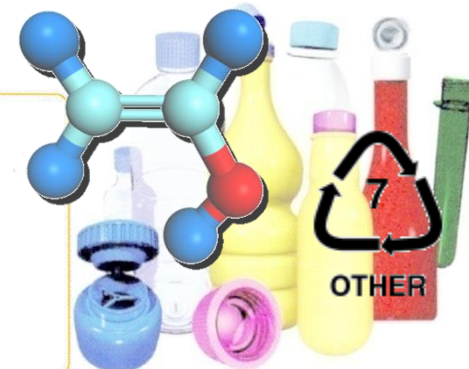
Structure adapted to application: (Combination of materials using PE, PP, PVC, PET, EVOH, PVDC, aluminum, paper or cardboard).


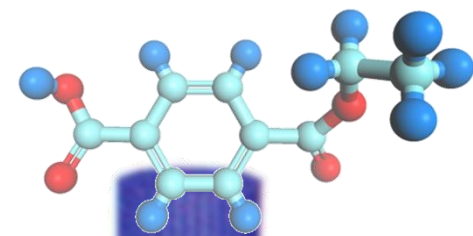
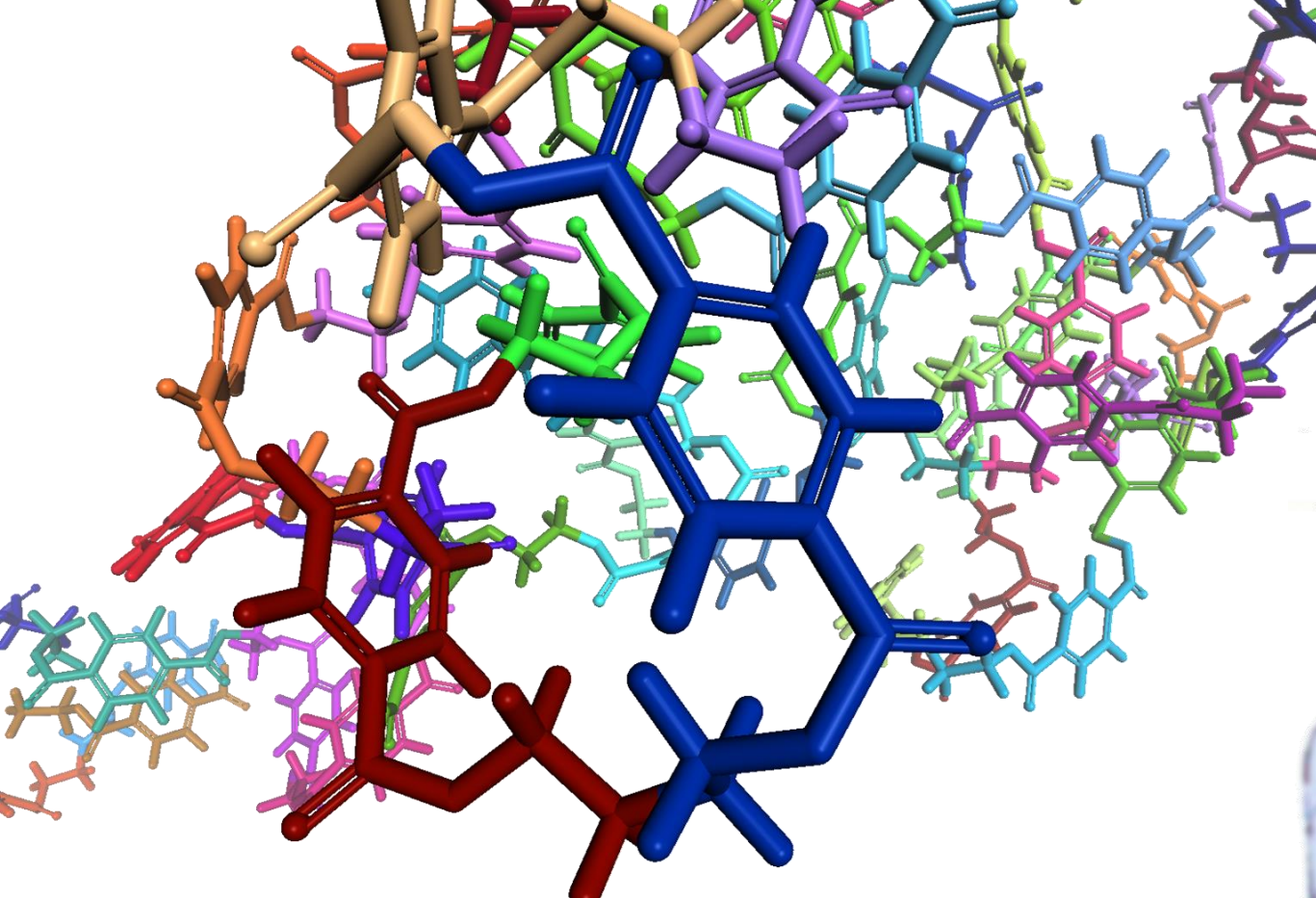
complementary properties

- Barrier to aroma, perfume and gas



- Flexible and rigid packaging with special barrier properties
- Closures for heat sealing
- Tubes
- Packing in modified atmosphere or vacuum





PET

(Polyethylene terephthalate)



- (A)PET (amorphous):
 - Transparent • Perfume compatible
 - Shiny • Impact resistant
 - Resistant to internal pressure
 - Resistant to stress-cracking
 - Gas barrier
- (C)PET (crystallised):
 - same properties as (A)PET but not transparent
 - Temperature resistant to 220° C
- PETG (glycol): amorphous, same properties as (A)PET
 - Tray containers • Boxes • Bottles
 - Lids
 - Thermoforming sheets
 - Films • Flasks • Pots
- PET/PEN copolymer
 - Gas barrier
 - UV barrier



**PET/PEN
copolymer**

- Gas barrier
- UV barrier

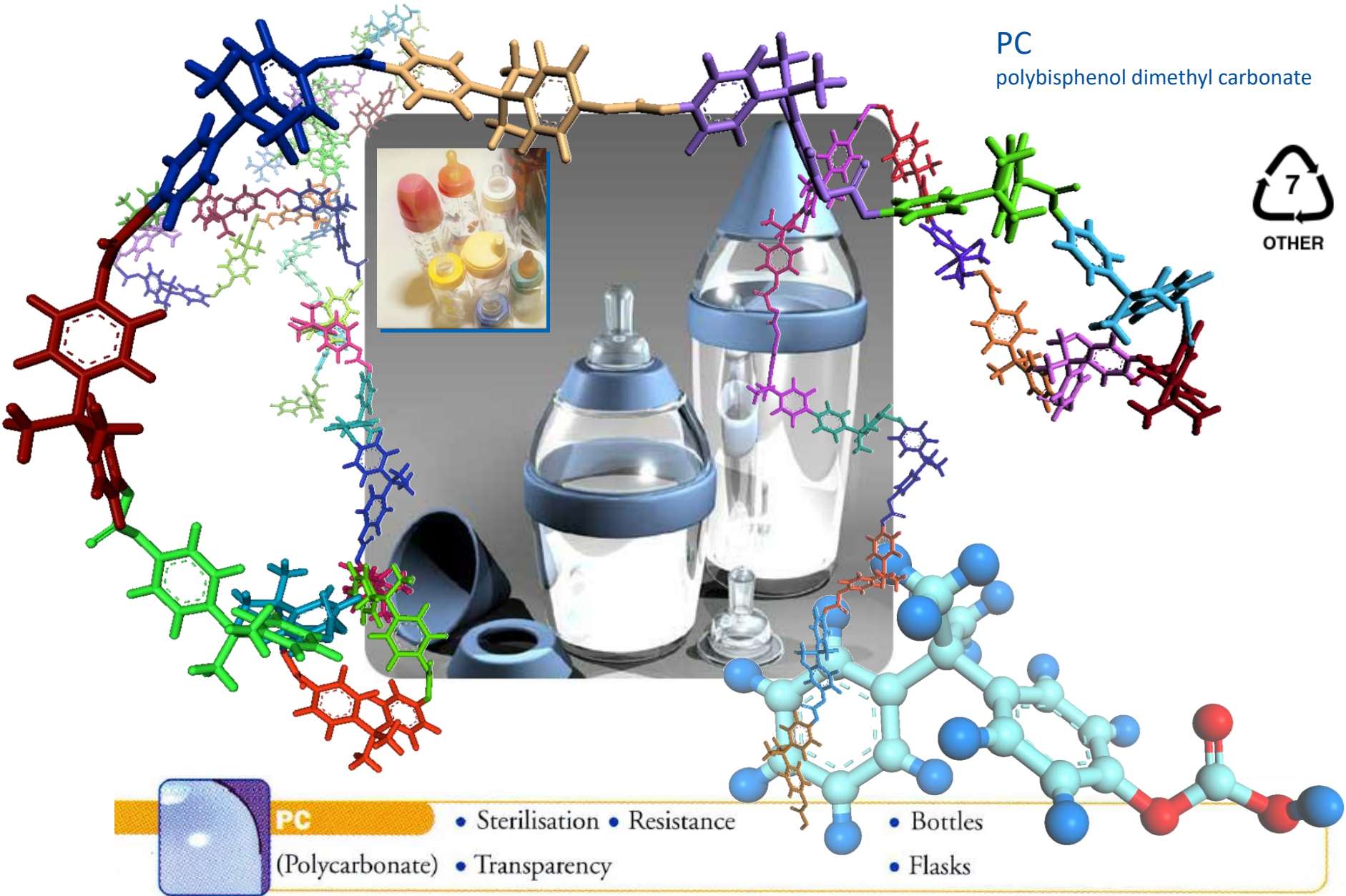
- Bottles
- Flasks

PET

Polyethylene terephthalate

POLYCARBONATES

PC
polybisphenol dimethyl carbonate



MIGRATION CLASSES

Polymer	Formulation level	Degradation products	Interactions with fatty food	Interactions with alcohols and acids	Contamination risk
PET	+	++ (acetaldéhyde, cyclic trimer)	-	+	+
PE	+++++	+++ (carbonyled compounds)	++++	-	+++++
PP	+++++	+++ (carbonyled compounds)	+++	-	+++++
PS	+++	++ phenol, benzaldehyde, acetophenone	+++	non documenté	+++(+)
PVC	+++ à ++++++ (si plastifié)	++ HCl	+++	non documenté	+++ to ++++++

CONTAMINATION SOURCES

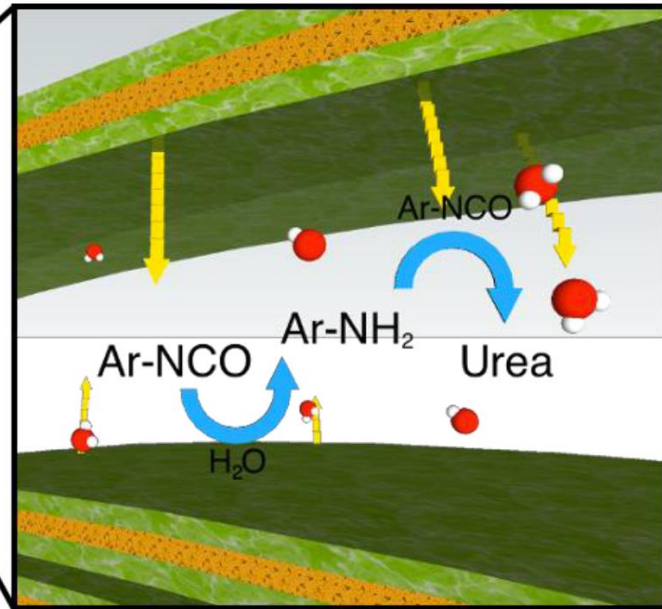
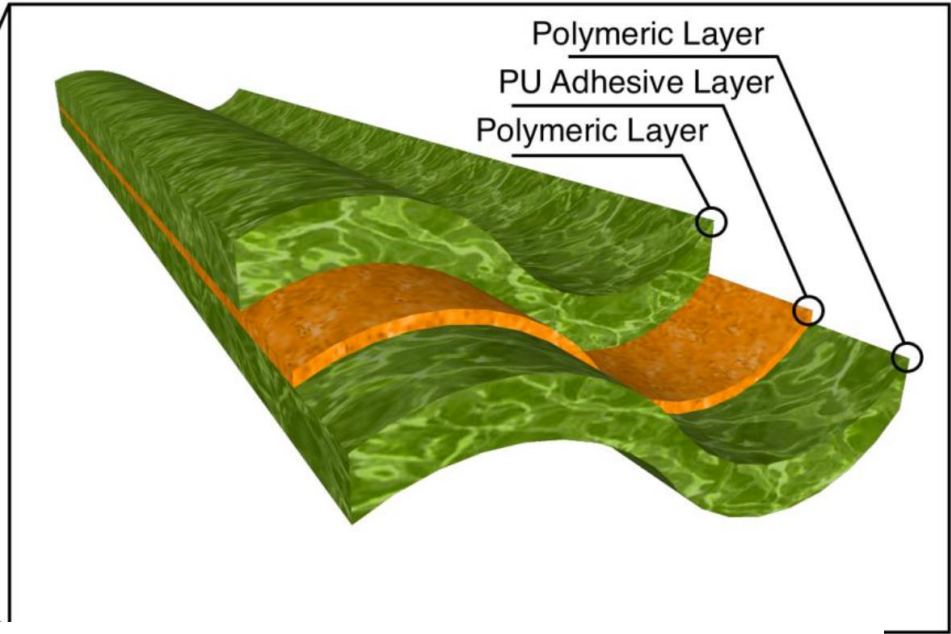



Polyurethane based
 Silyl terminated polyether based
 Butyl rubber based
 Natural rubber water-based adhesives
 Carboxylated-SBR water-based adhesives
 Epoxies
 Modified acrylics
 Cyanoacrylates




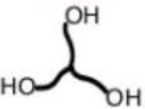



Component	Formulation level	Exposed contact surface	Interaction with food	Contamination risk
Plastic layer in contact with food	+++	+++++	+ to +++	+++++
Layer non-intended to be in contact with food	+++	+++++	-	+++
Cap, lid	+++	++	- to +	++
Gasket	+++++	+	- to +	+ to ++
Varnish	+++ to+++++	+++++	-	+++
Ink	+++++	+ to +++	-	+ to +++

Laminates

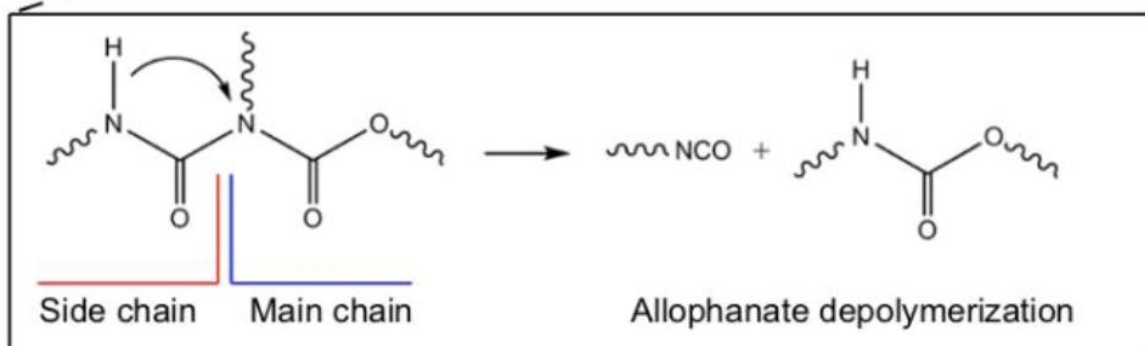
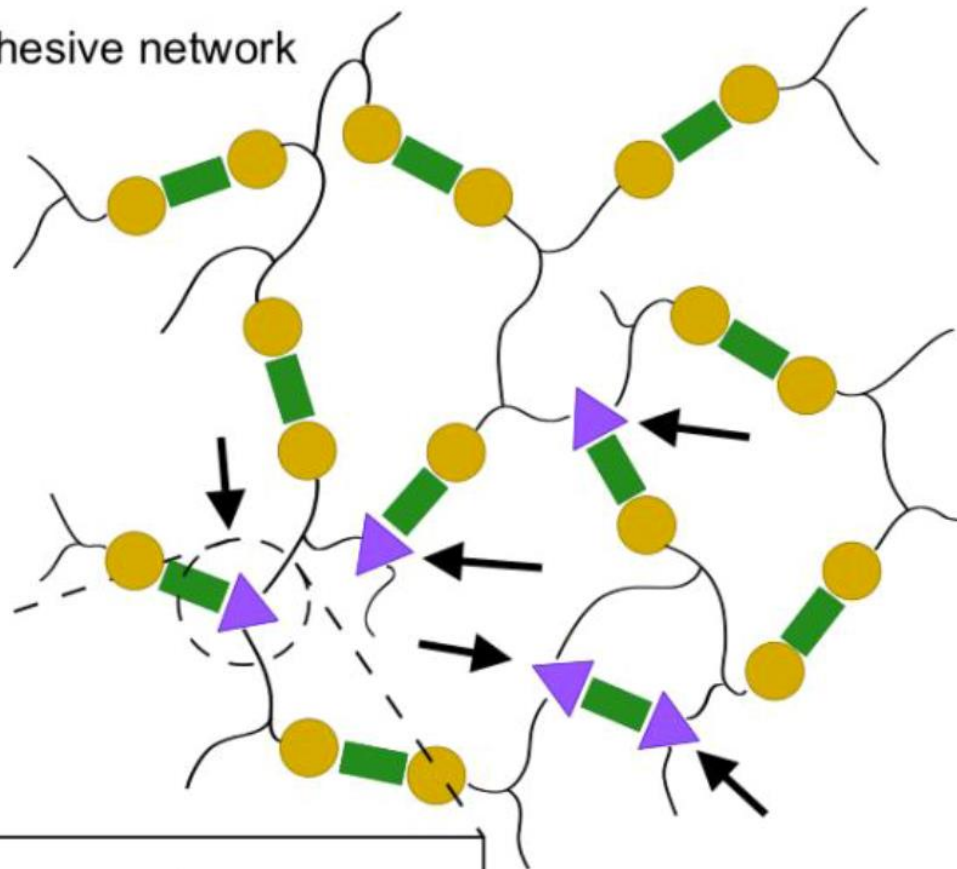


Polyurethane adhesive

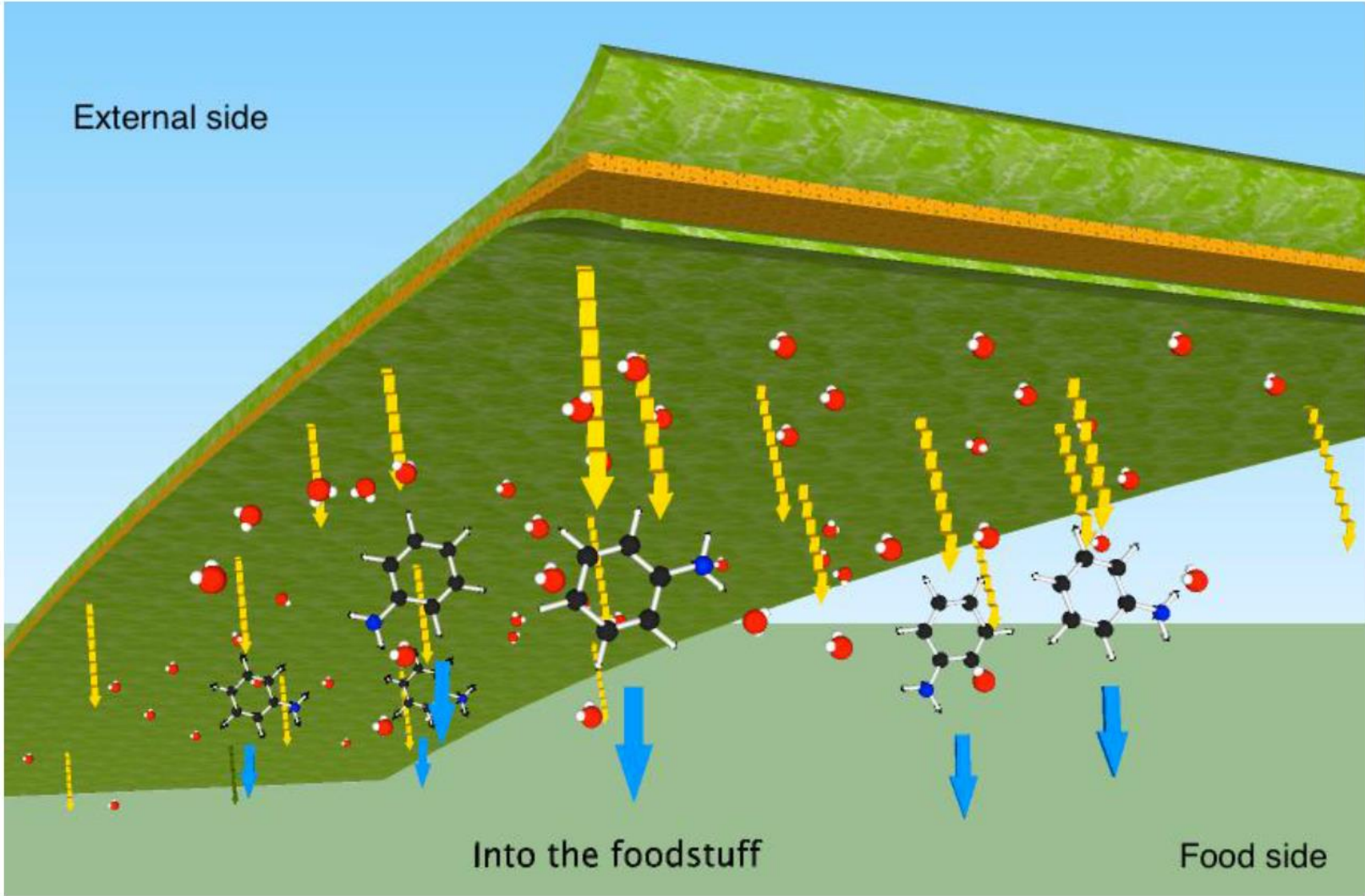
Legend

- OCN-  -NCO : diisocyanate monomer
-  : trifunctional polyol
-  : urethane linkage
-  : allophanate (biuret) linkage
-  : thermal cleavage point

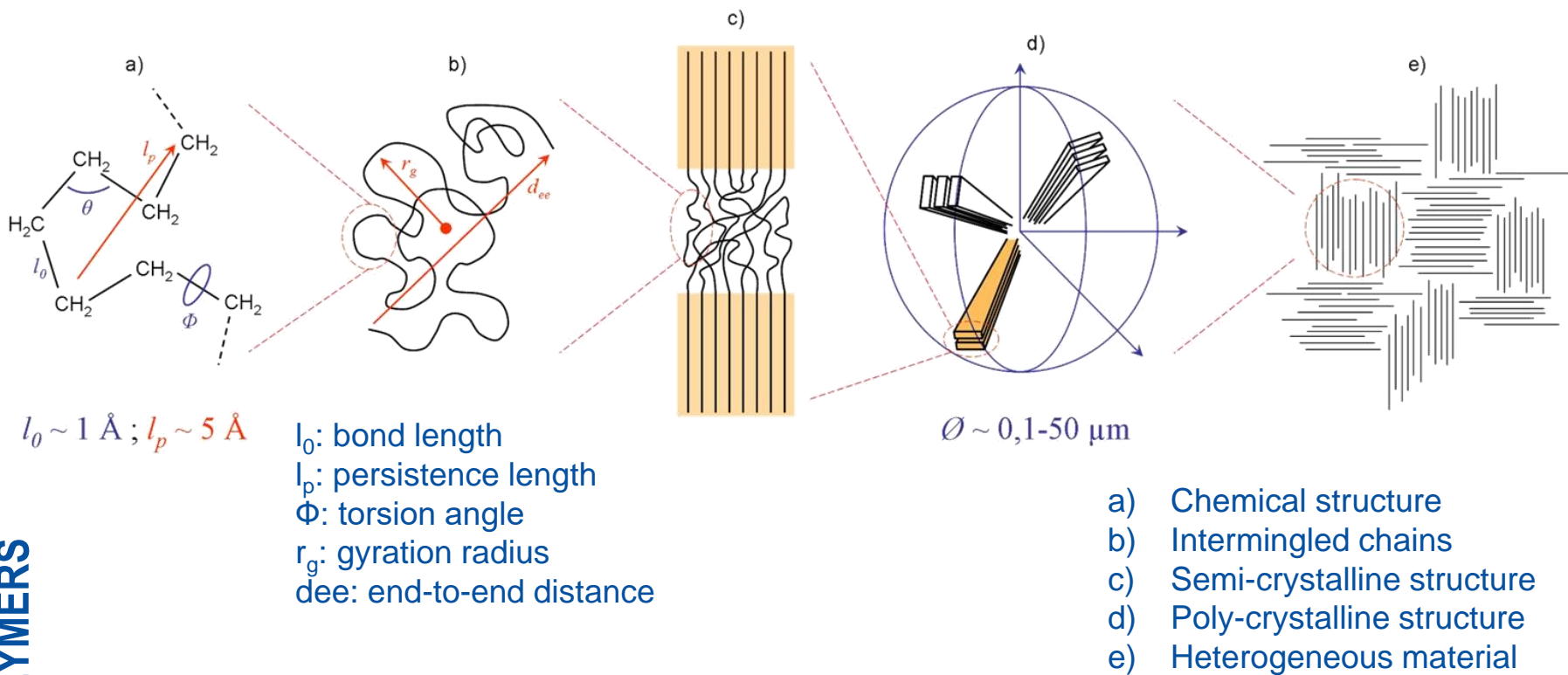
PU adhesive network



MIGRATION FROM LAMINATES



UNIVERSAL PROPERTIES OF LINEAR POLYMERS

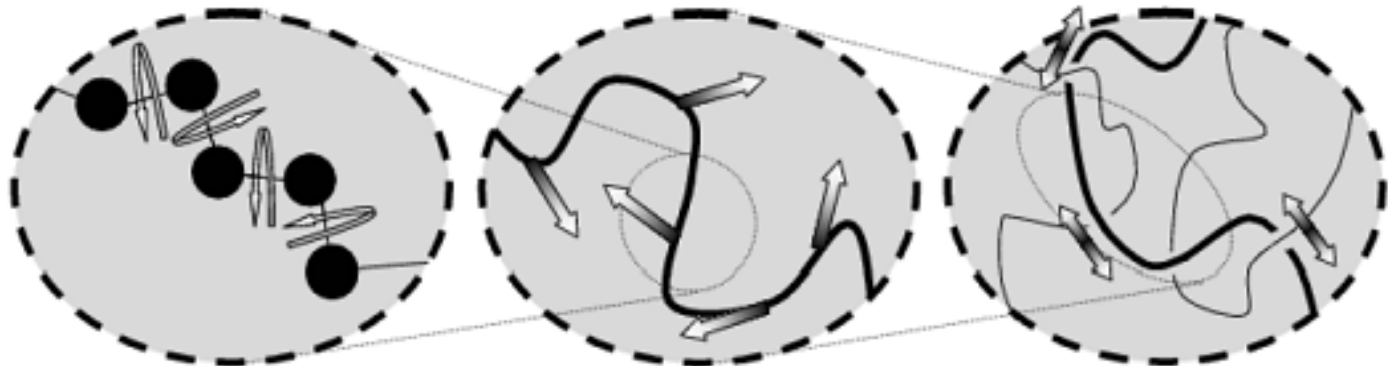


CORRESPONDING MOTIONS (RELAXATIONS)

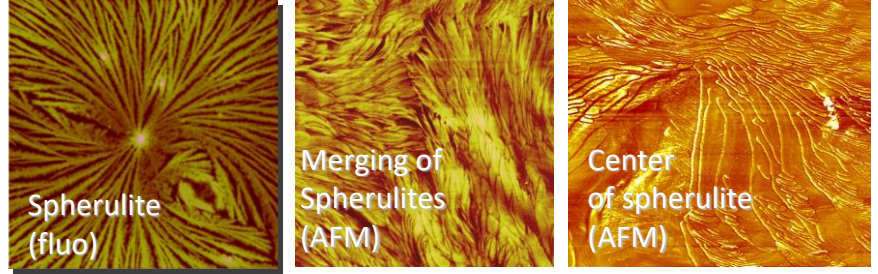
Local reorientations
(shaft motions)

Local translation
(between entanglements)

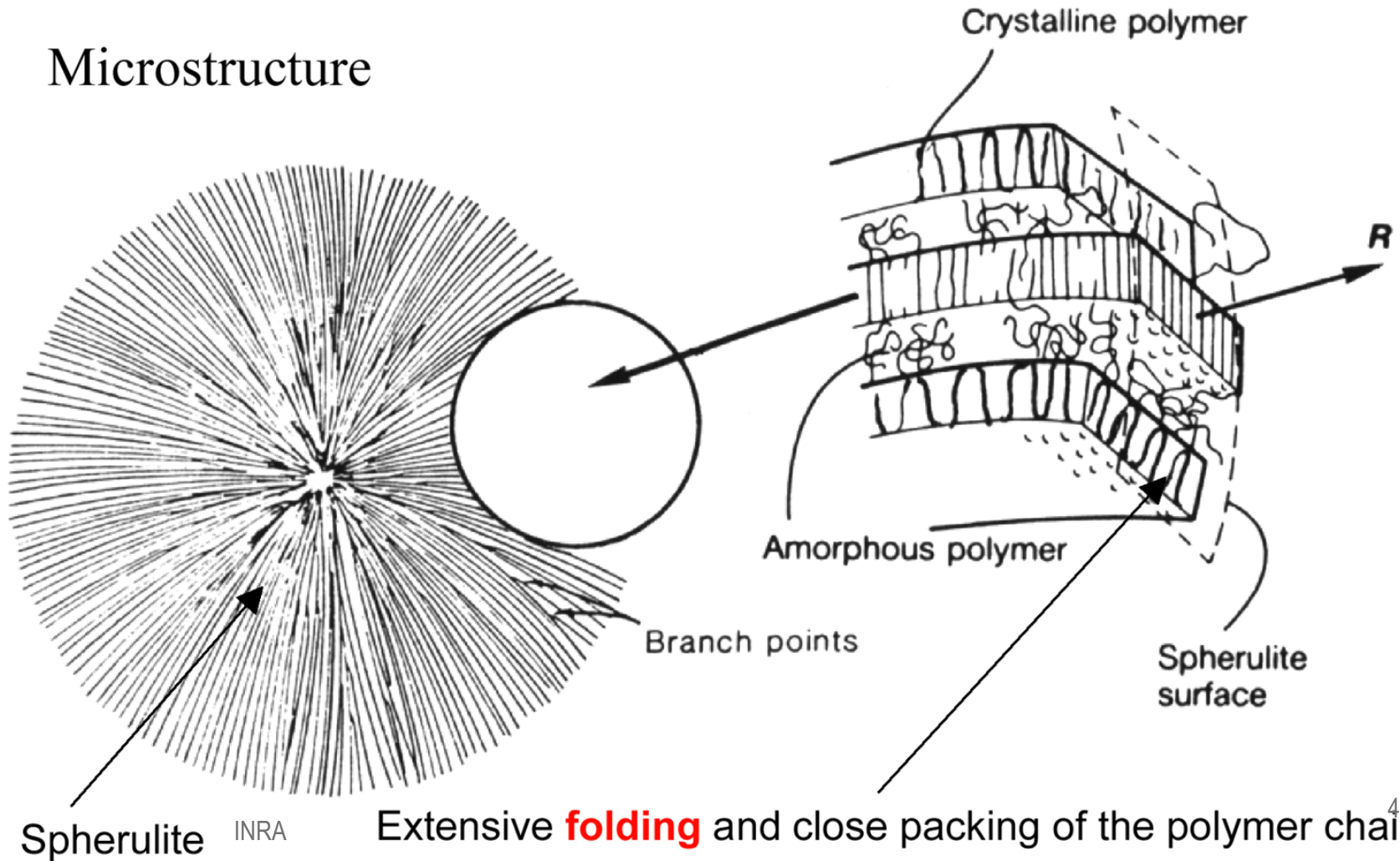
full translation



POLY CRYSTALLINE STRUCTURE



Microstructure

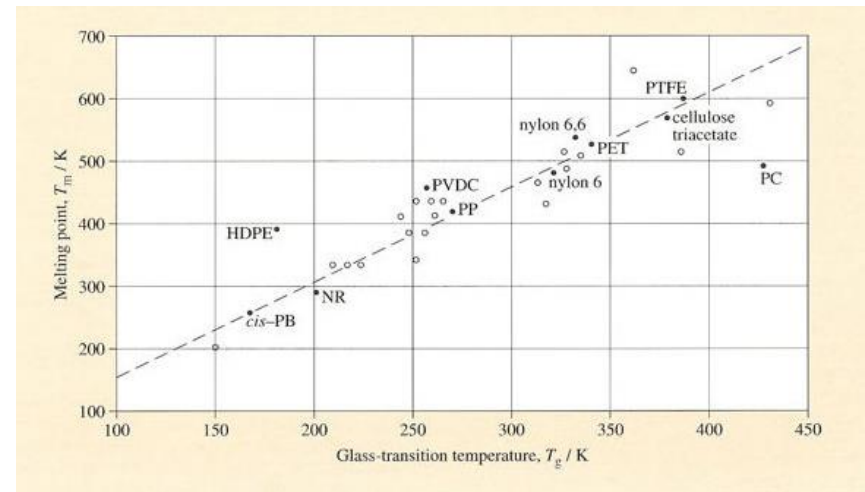
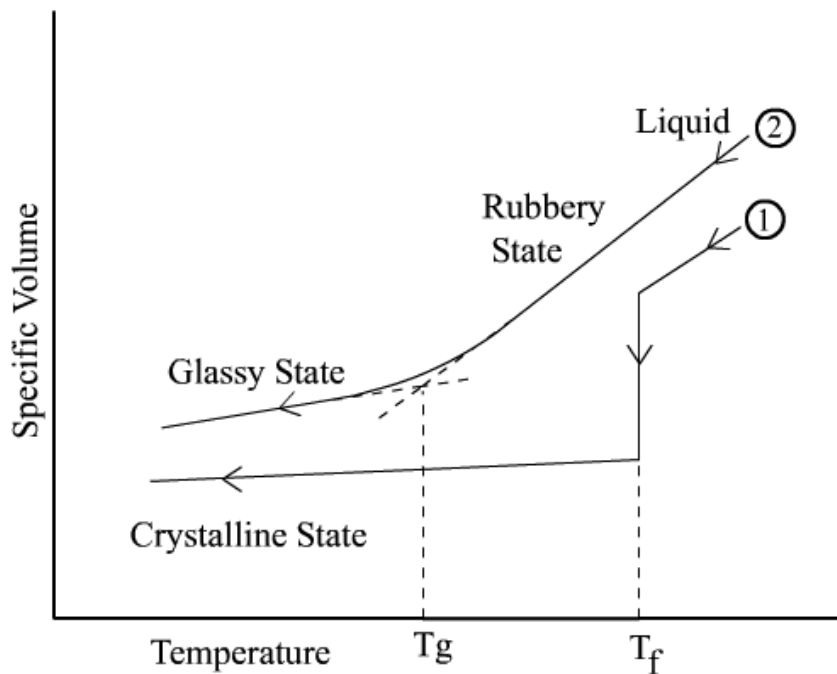


Critical temperatures for polymers

Glass transition temp. T_g

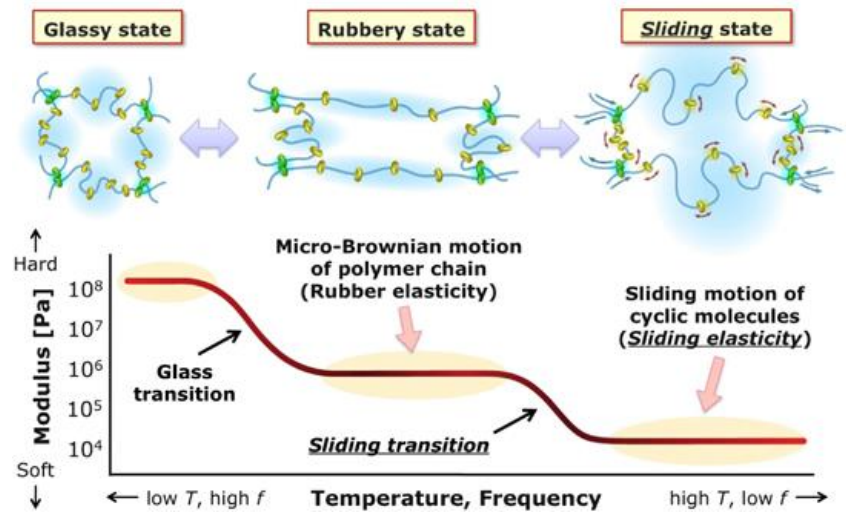
Melting point T_m

$$T_g \approx \frac{2}{3} T_m$$



$$T_g = T_{g\infty} - \frac{K}{\langle M_n \rangle}$$

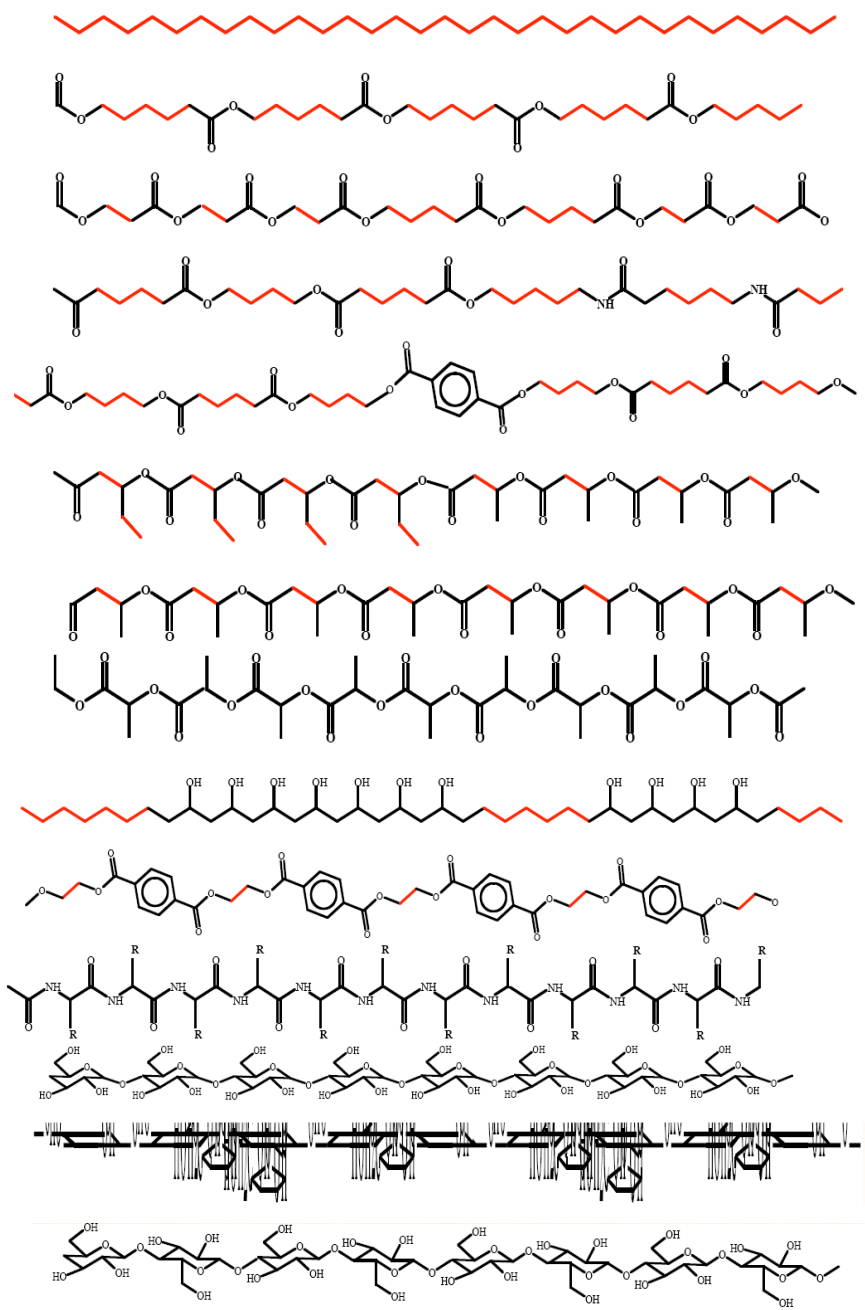
INRA



TOWARDS BIODEGRADABLE POLYMERS

e.g.

↓
polarity



polymer	Tg (°C)	Tm (°C)
PE	-120	60
PCL	-60	60
PBSA	-45	114
PEA	-30	112
PBAT	-30	110
PHBV ₁₅	+5	145
PHB	+10	175
PLA	+58	+152
EVOH	+60	+190
PET	+90	+270
Proteins		
Starch		
Hemicelluloses	>200 @0% RH	Degradation before melting
Cellulose		

PERMEATION

OVERVIEW OF
BARRIER PERFORMANCES

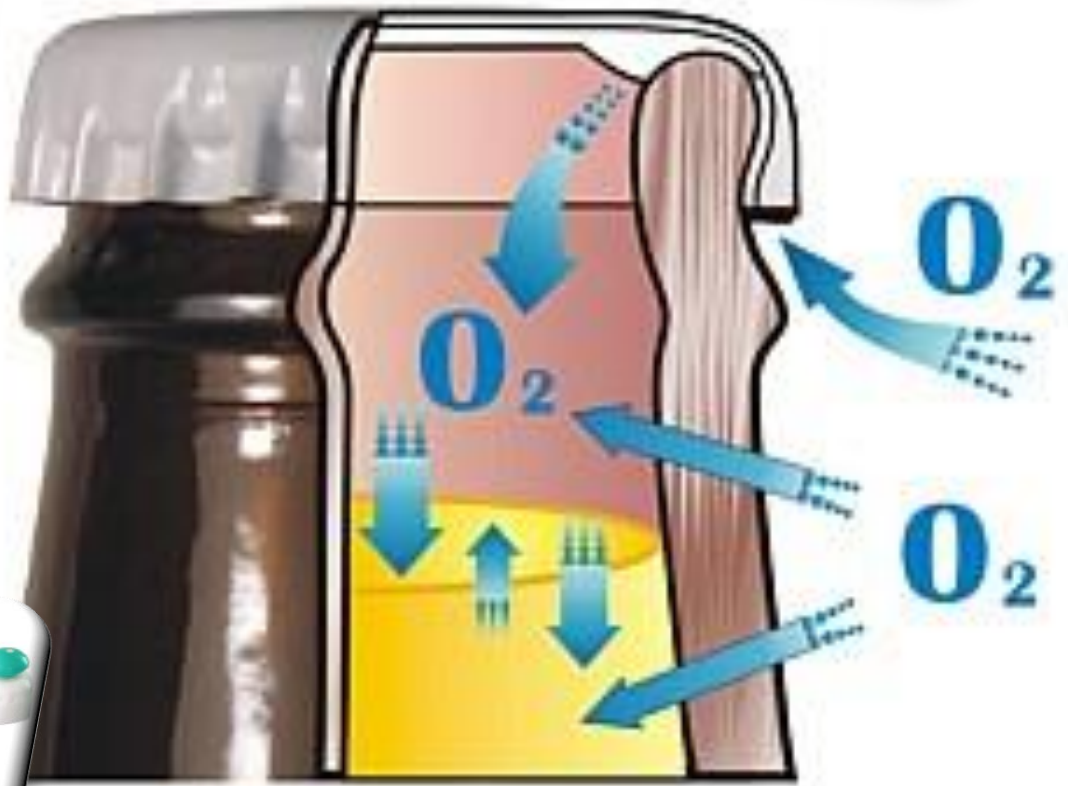


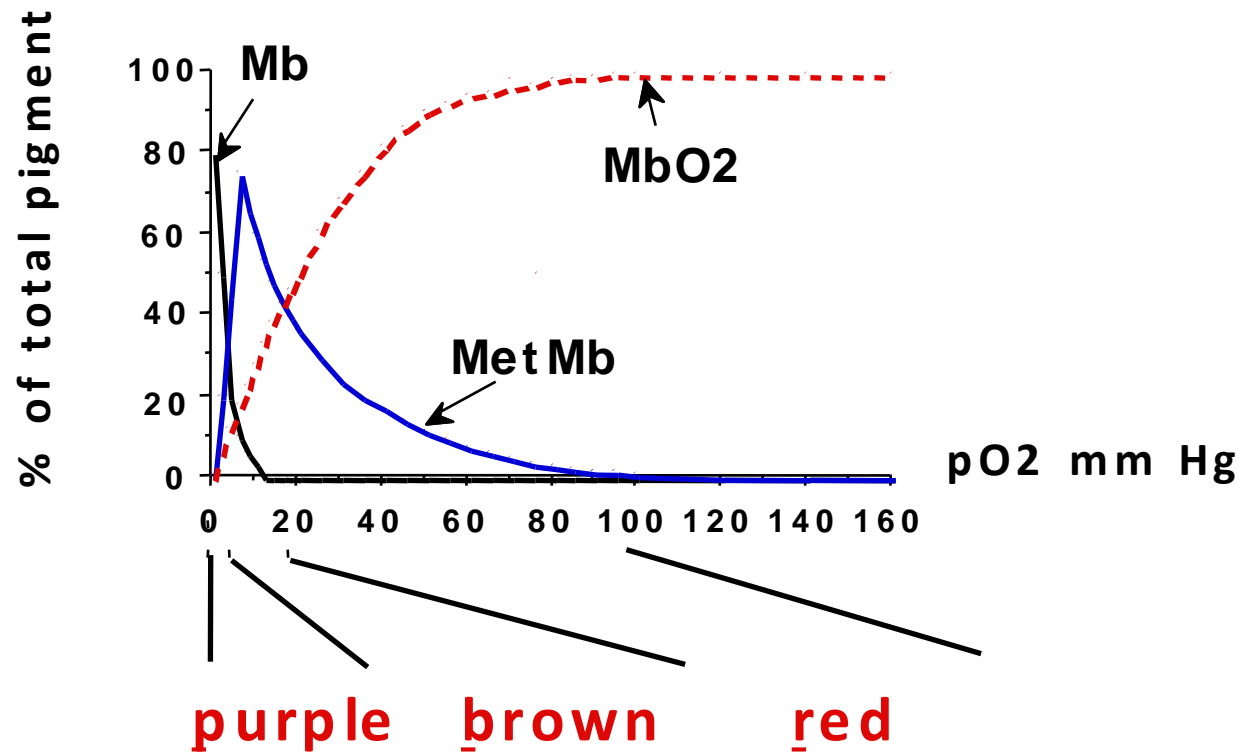
HOW TO ADAPT PACKAGING DESIGN
TO FOOD PRODUCT SPECIFICATIONS ?



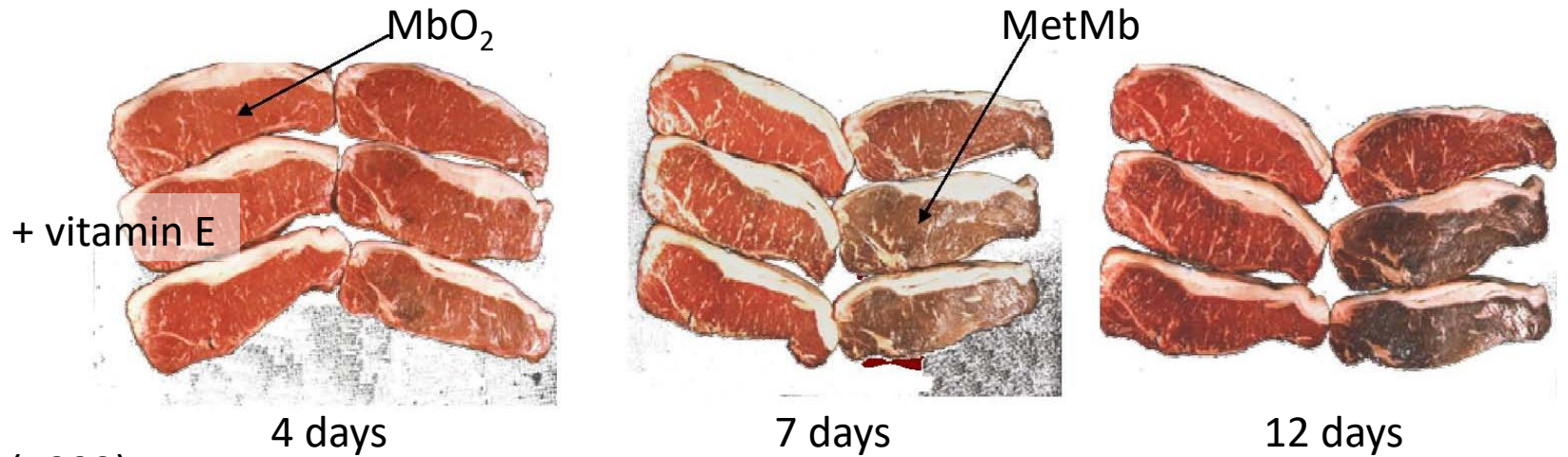
FOOD PRODUCT DESIGN

PERMEATION ISSUES





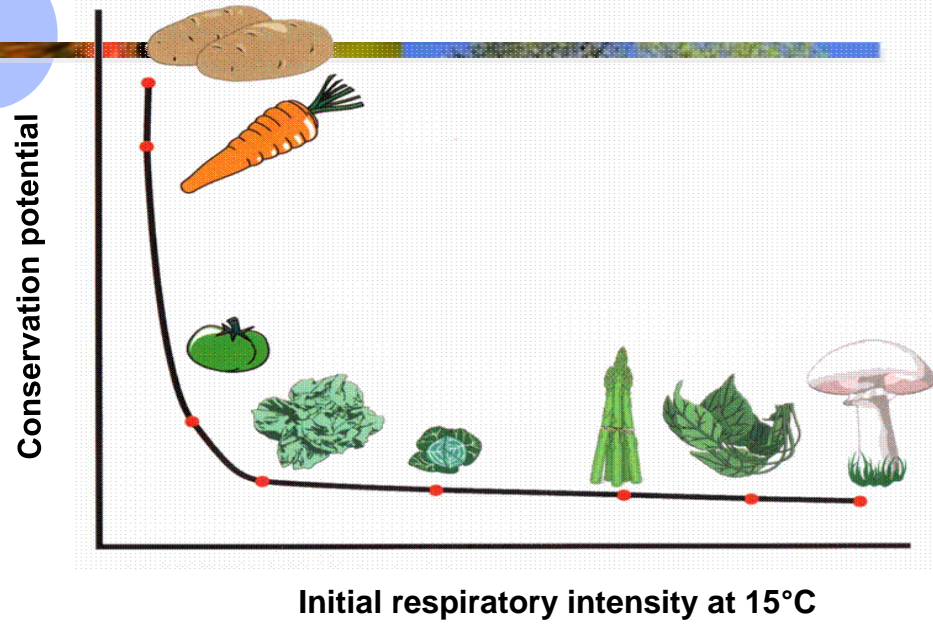
(Ledward, 1970)



Schaeffer (1992)

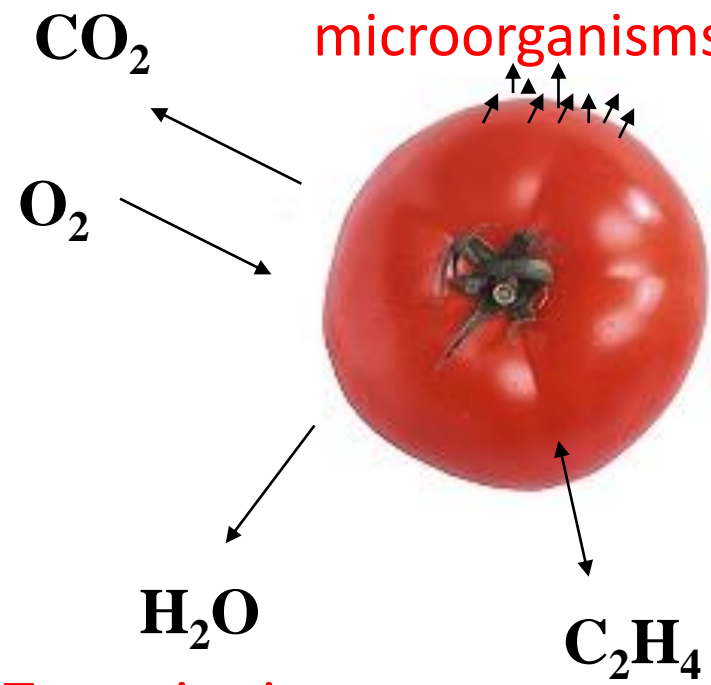
A COMPLEX CONTROL OF GAS COMPOSITION

ALIVE PRODUCTS

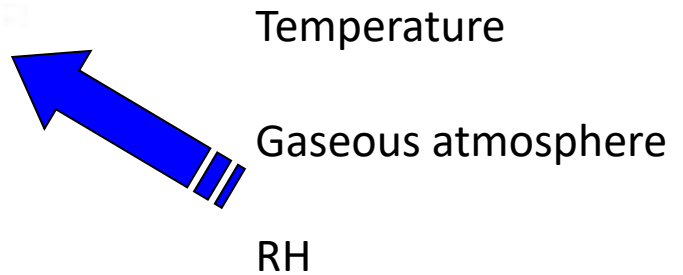


Respiratory catabolism

Growth of microorganisms

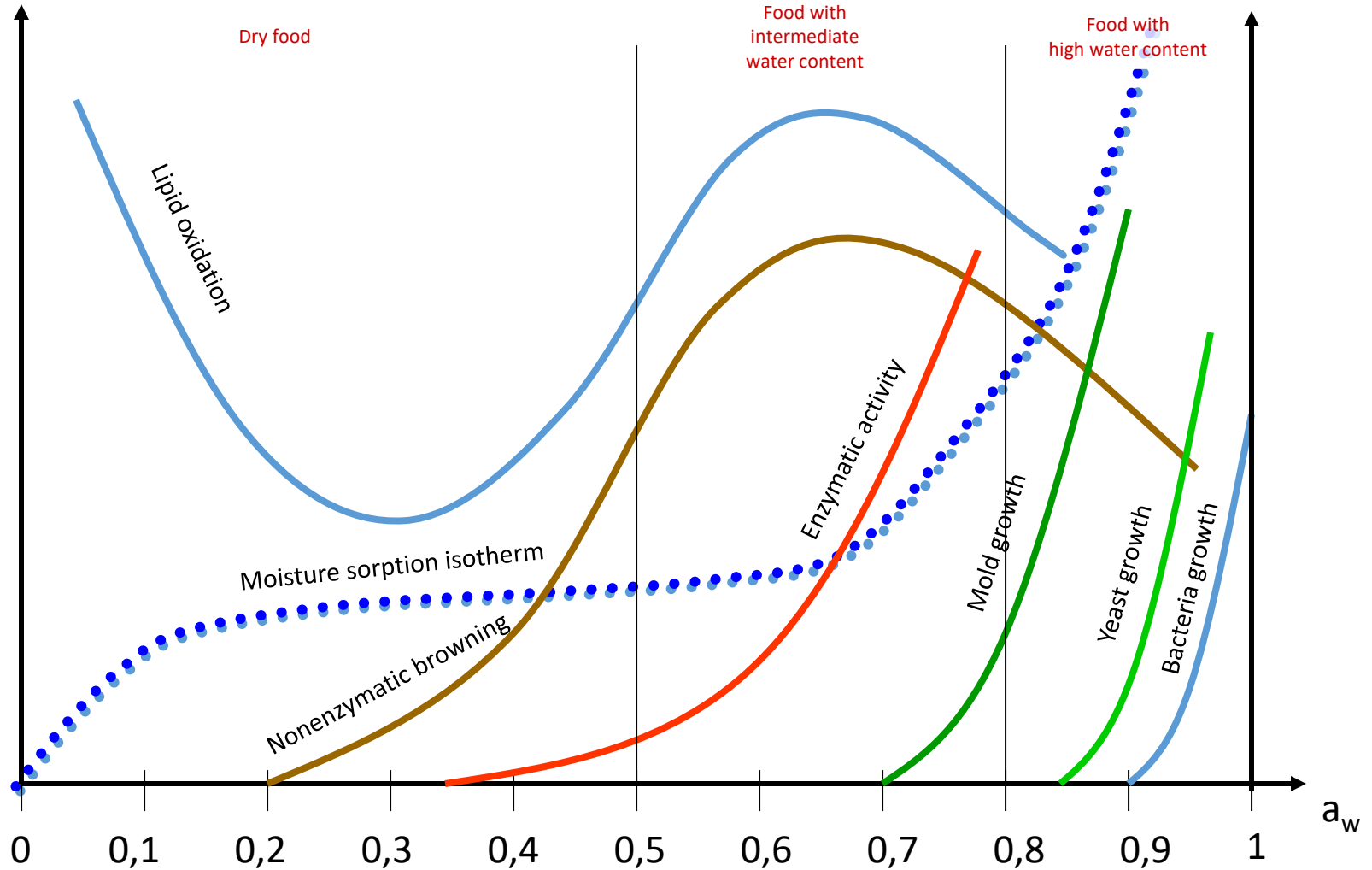


Transpiration

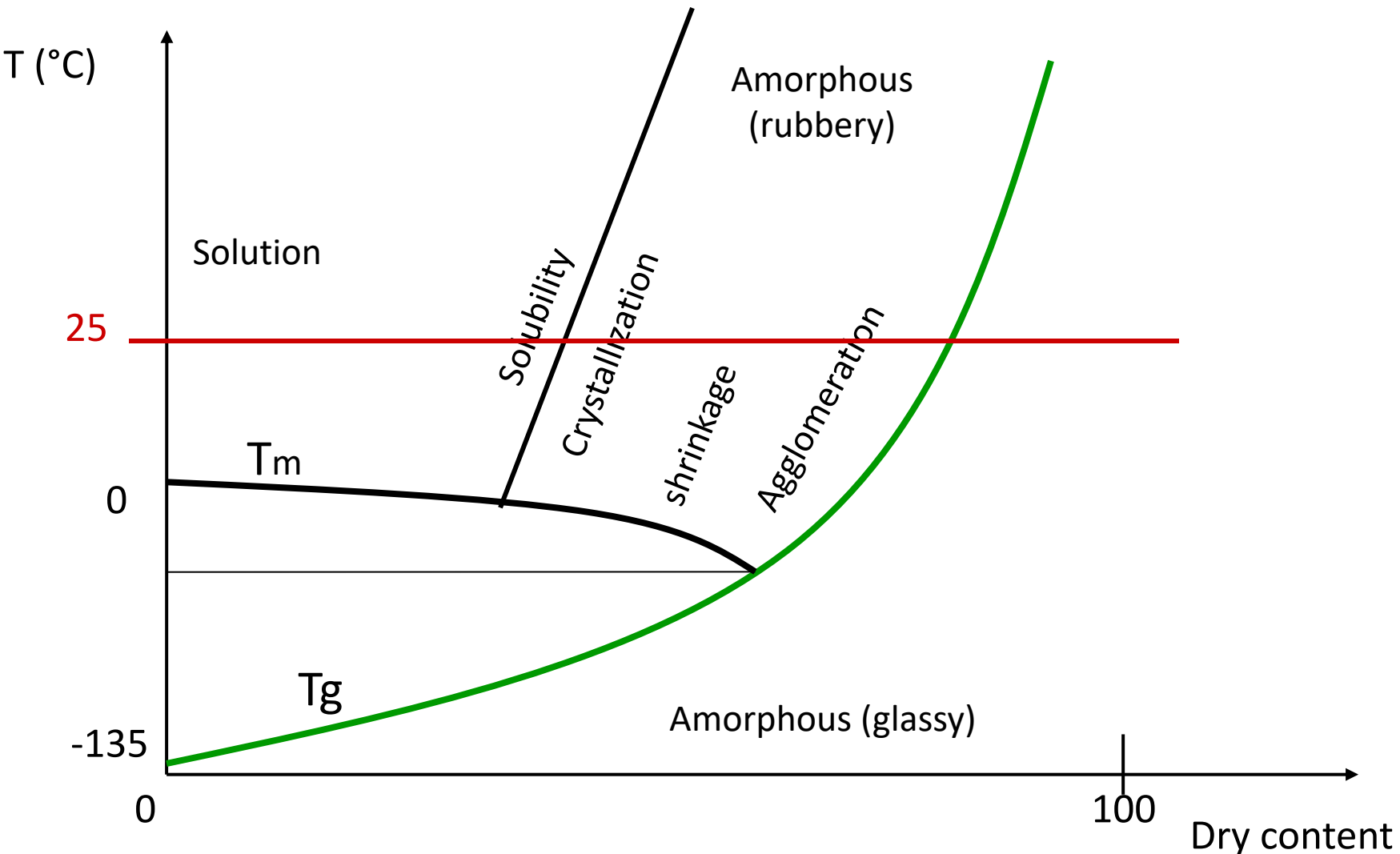


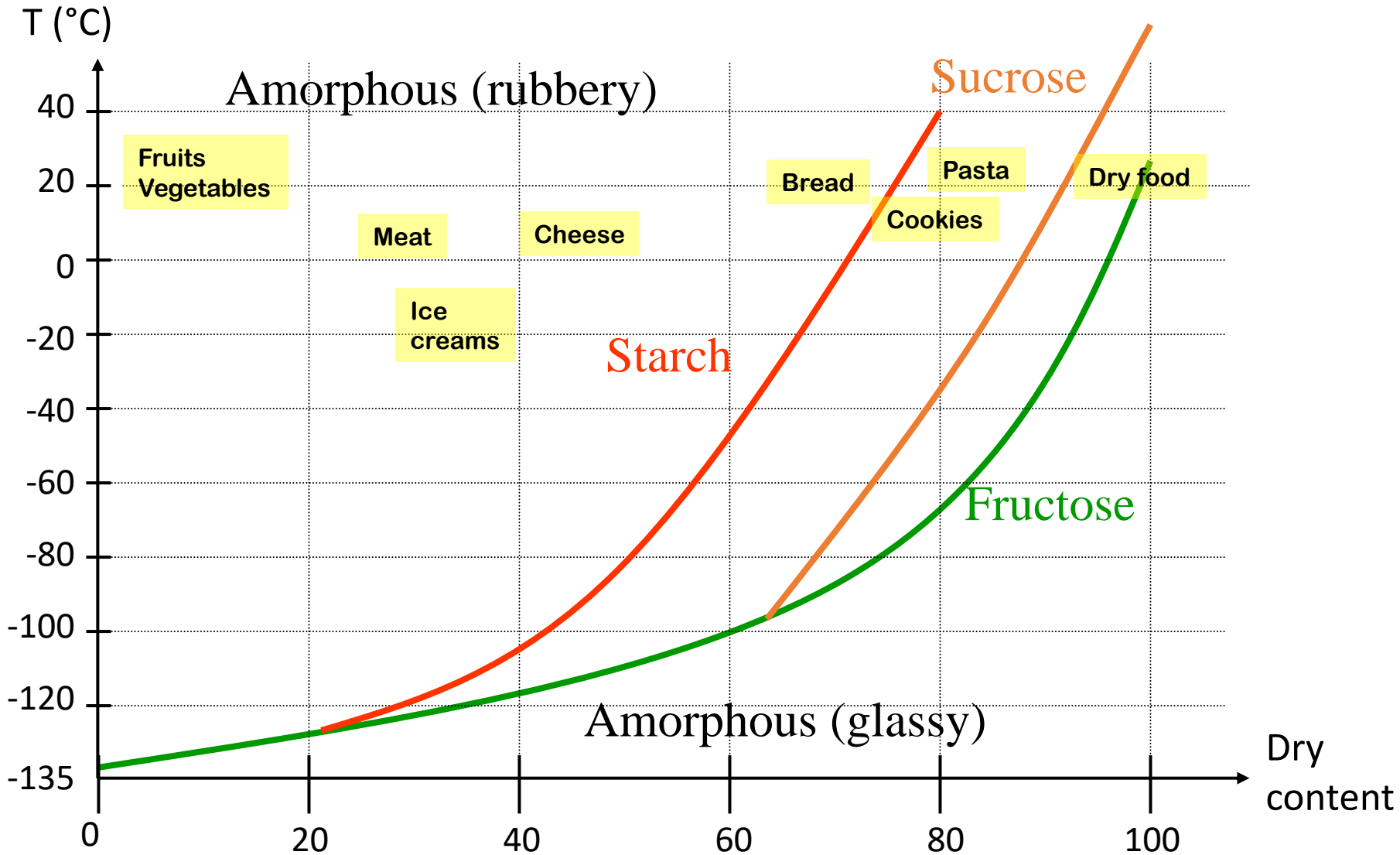
Relative
Reaction rate

Water content

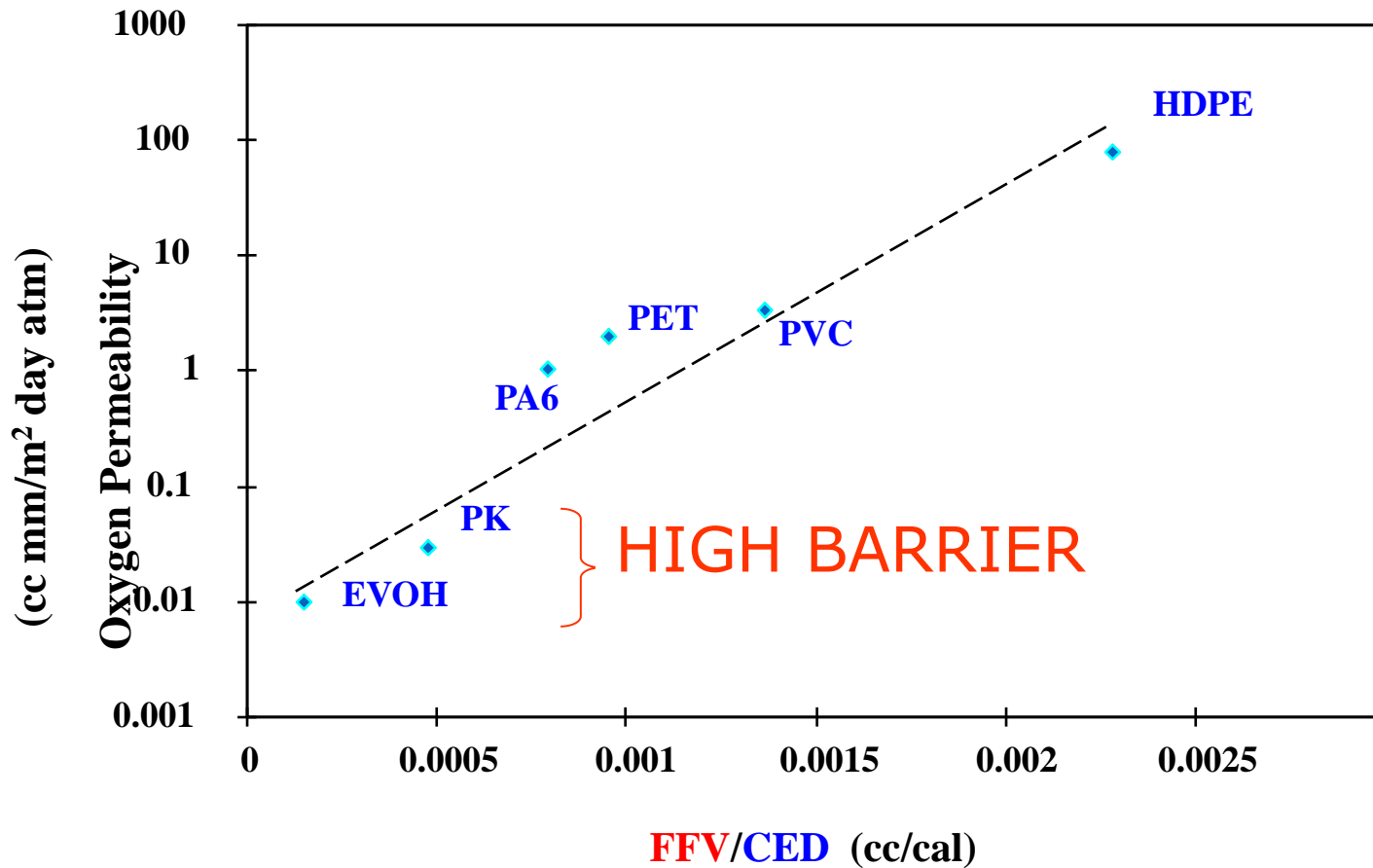


Global Food Stability Map (adapted from Labuza et al., 1969)





HIGH BARRIER: FFV/CED



High Barrier Requires: {
 ↓ **FFV** : Fractional Free Volume
 ↑ **CED** : Cohesive Energy Density

SELECTIVITY

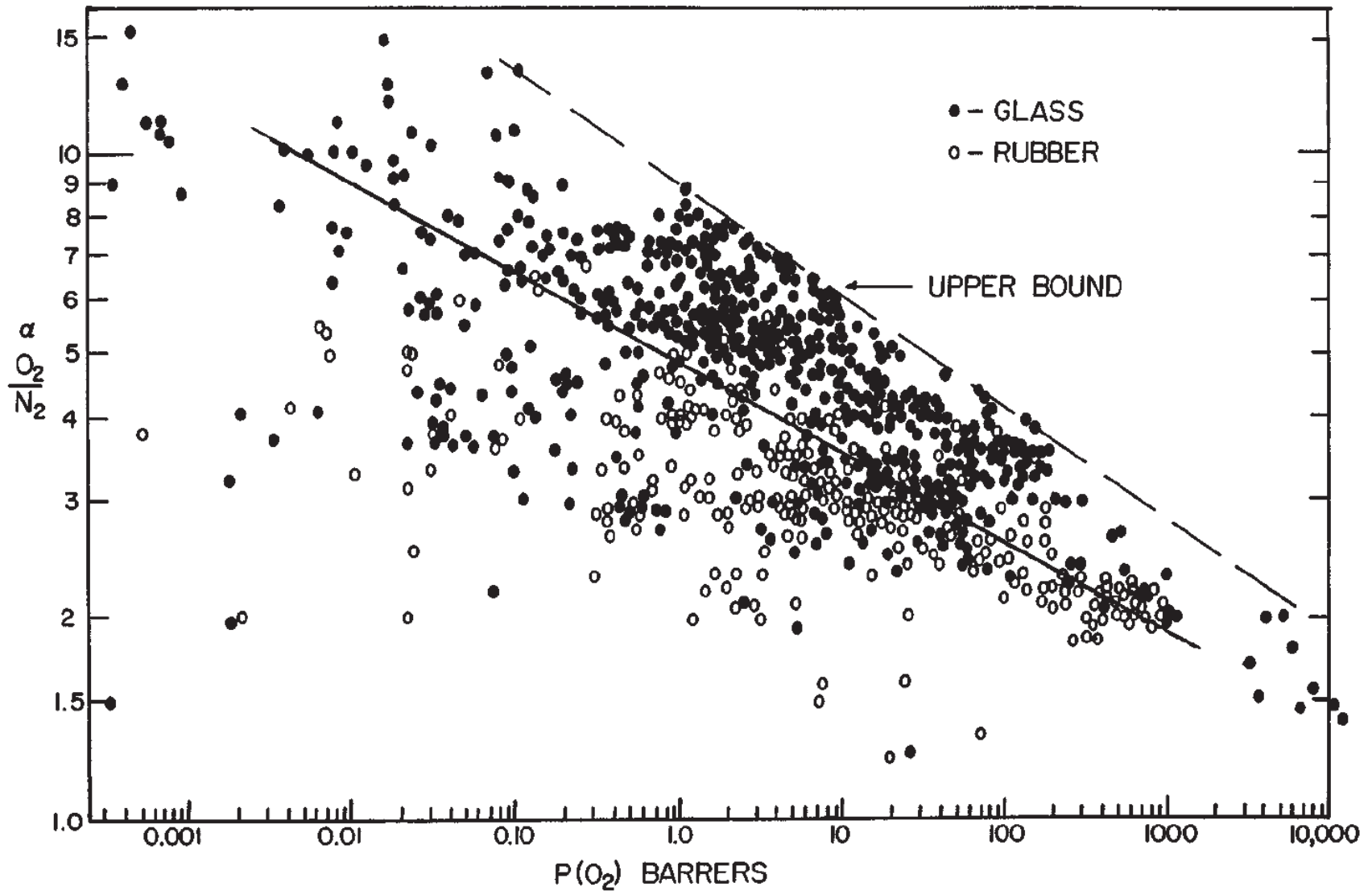
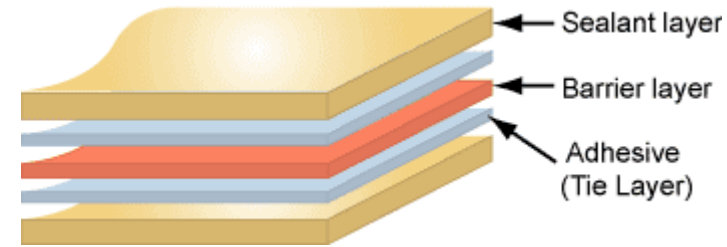


FIG. 22-73 Plot of separation factor versus permeability for many polymers, O_2/N_2 . Abscissa—"Fast Gas Permeability, $P(O_2)$ Barrers." Ordinate—"Selectivity, $\alpha (O_2/N_2)$."

BARRIERS TO GASES



MULTILAYER MATERIALS

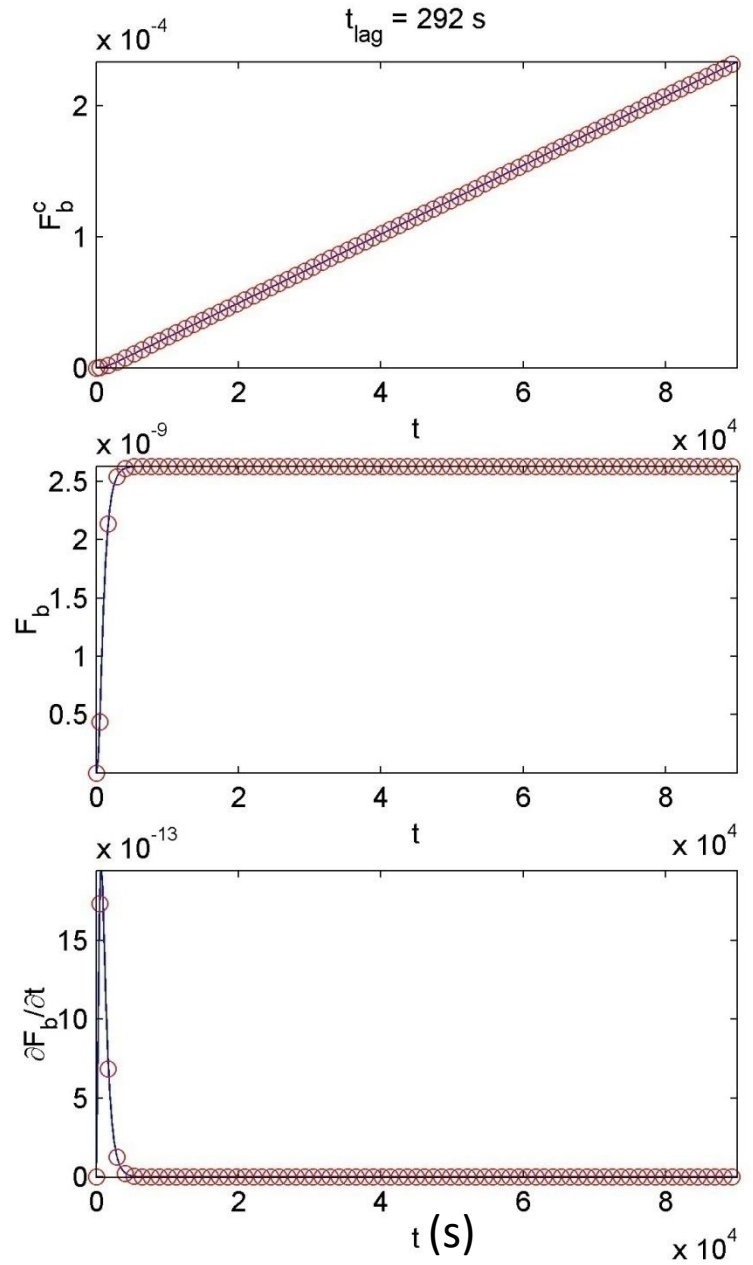
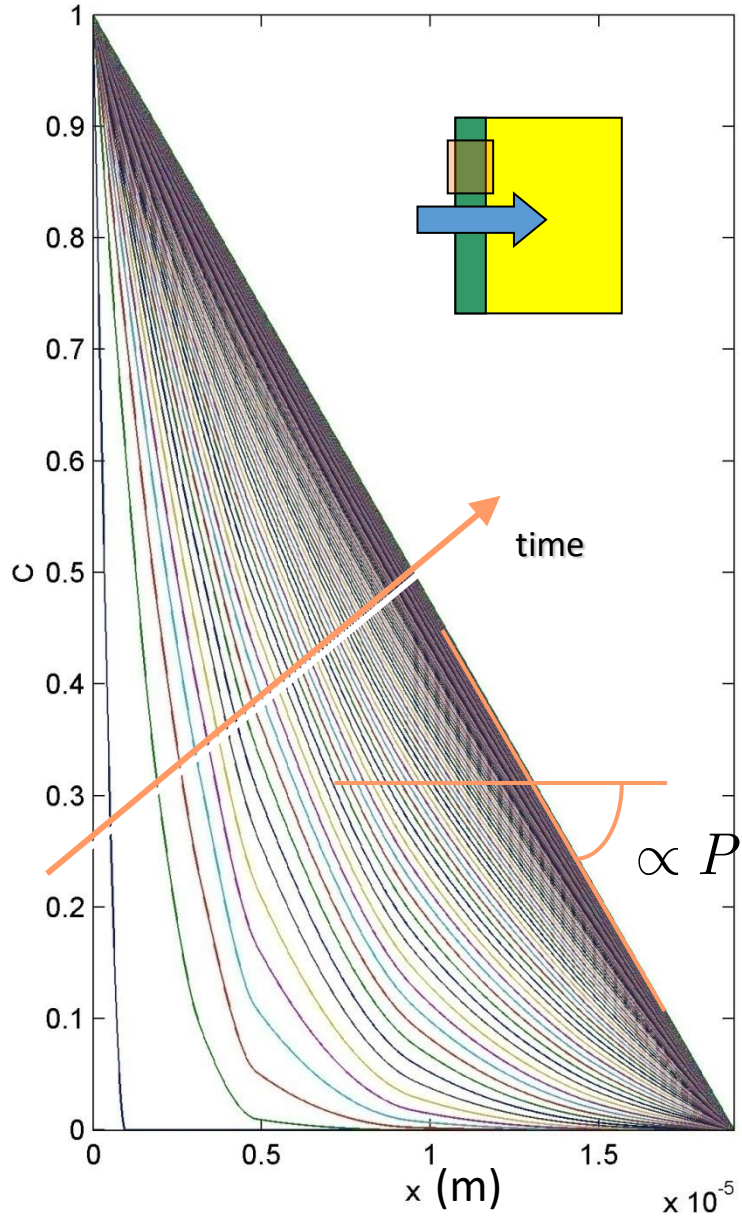
It is well known that traditional polymers are permeable to gases such as oxygen, CO₂, vapor. This property can become critical for food conservation or storage of gaseous beverages. This is the reason why, in most of the cases, multilayers structures are used. They are composed of a core barrier material and inert outerlayers like polyolefin. Typical Barrier materials are highly crystalline like EVOH, Polyamide, polyester. Aluminium foil or Carton can also be used (example Tetrapak).

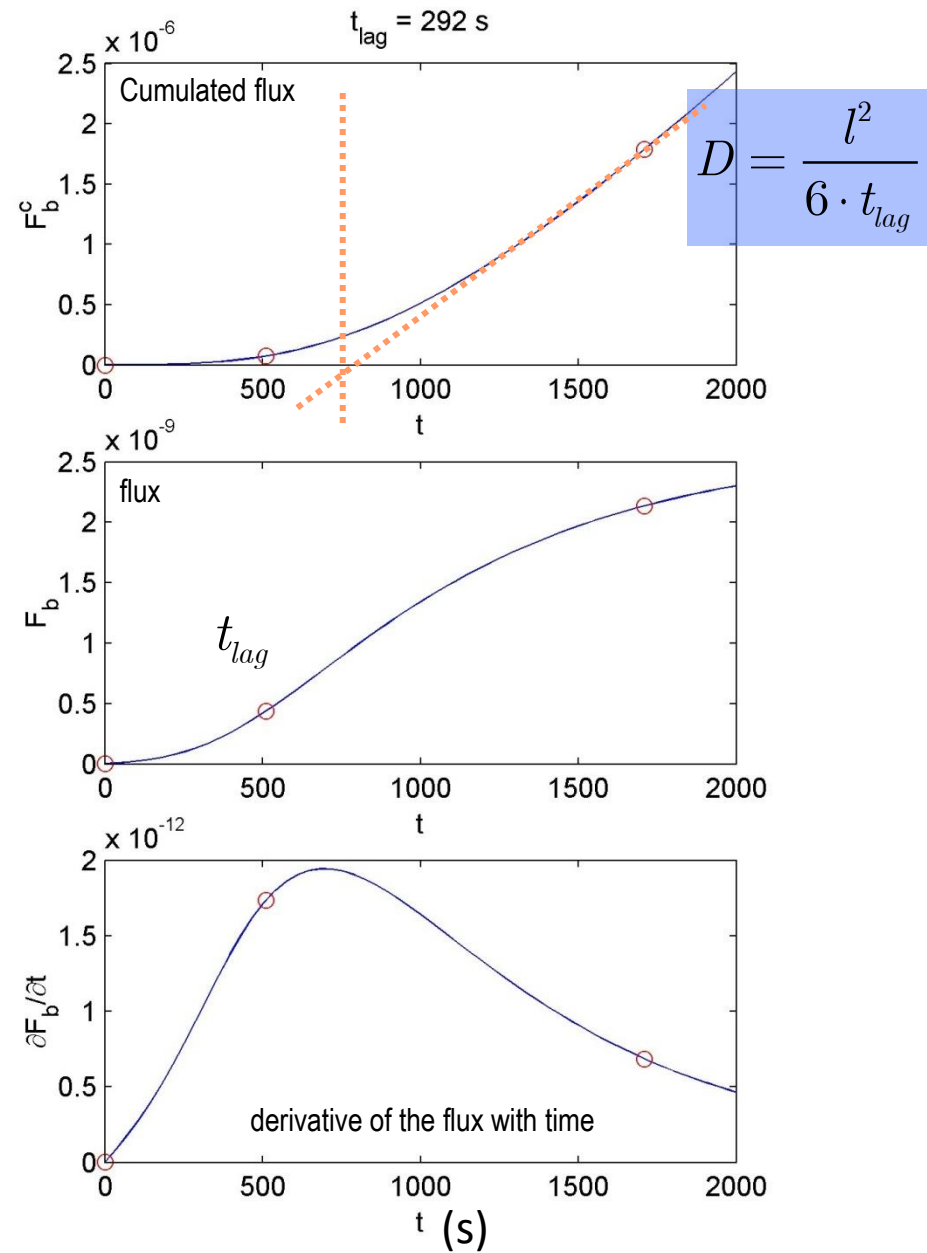
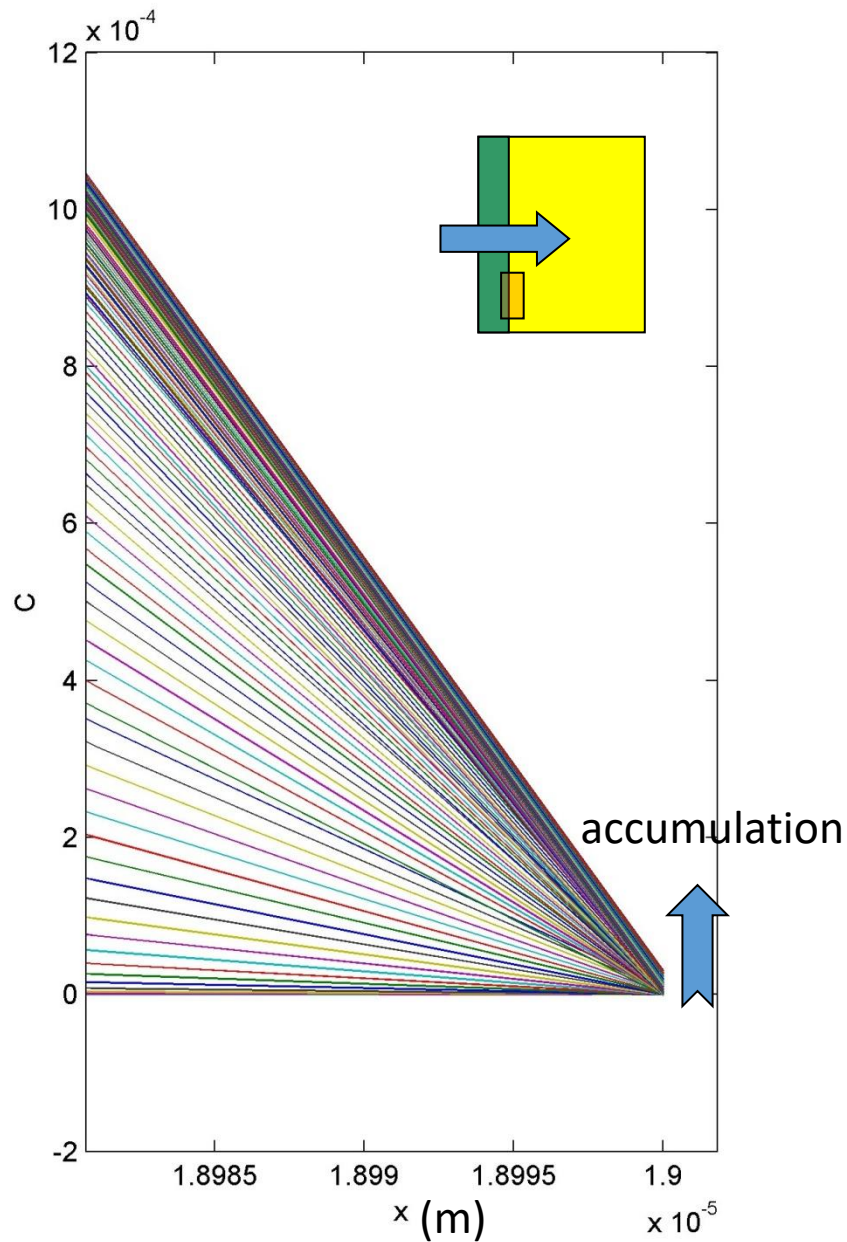


MATERIALS	Applications	Recyclability
PA/PE	Applications: ham, meat cheese, pasta... PA provides oxygen barrier and outer abrasion resistance whereas PE provides sealability and flexibility.	blends require to be compatibilized
PA/EVOH/PE	PA6 provides mechanical strength and abrasion resistance, EVOH provides oxygen barrier, PE provides sealability and protects EVOH against moisture.	

SORPTION AND DIFFUSION OF HE IN ENTANGLED POLYMERS

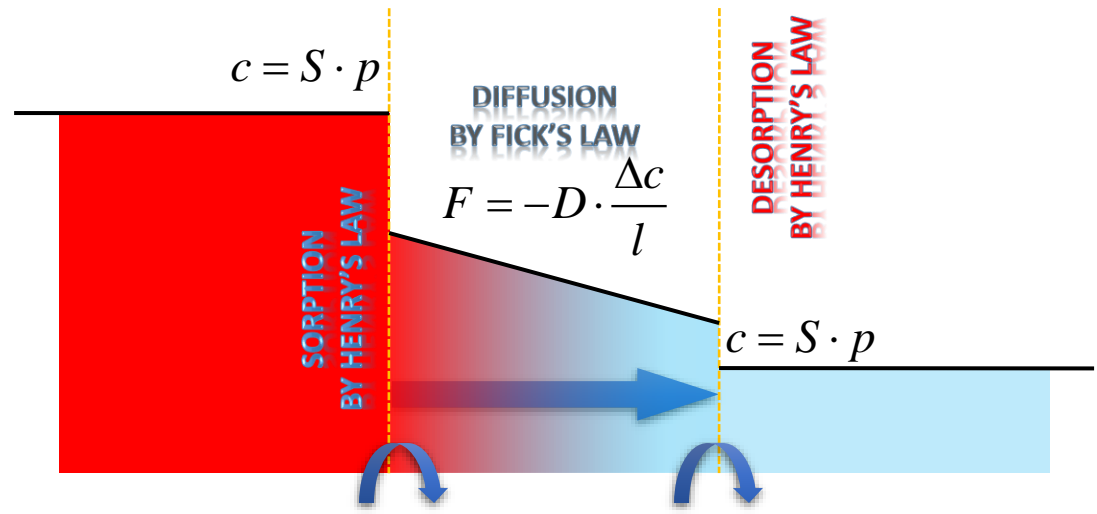






PERMEABILITY

gas	M (g·mol ⁻¹)	velocity @0°C (m·s ⁻¹)	velocity @15°C (m·s ⁻¹)	velocity @25°C (m·s ⁻¹)
O ₂	32	425	436	444
N ₂	28	454	467	475
He	4	1202	1256	1256.2
CO ₂	44	363	372	379
H ₂ O	18	567	582	592
Ait	28.8	448	460	461



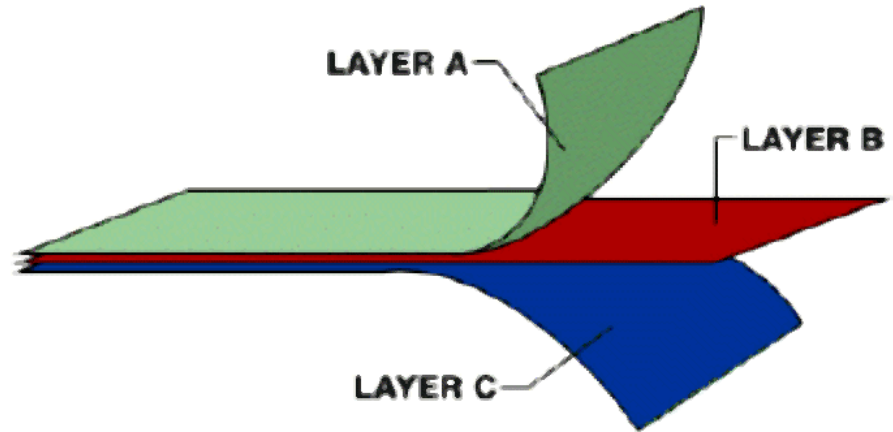
$$F = -D \cdot S \cdot \frac{\Delta p}{l} = \frac{q}{A \cdot t}$$

$$P = D \cdot S \sim \left[\frac{L^2}{\theta} \right] \cdot \left[\frac{\theta^2}{L^2} \right] \sim [\theta] \text{ s in SI}$$

Units of permeability, permance, and Gas Transmission Rate

	Common Units	SI	Fundamental dimension
Amount of mass	q g, cm ³ (STP), mol	kg	M Mass
Thickness	l cm/ mil	m	L Length
Time	t h, d	s	θ Time
Area	A cm ² , in ²	m ²	L ² Length
Partial pressure	p atm, psi, mmHg	Pa	F/L ² Force/length

$$P_T = \frac{L_T}{\mathcal{R}_T} = \frac{\sum_{i=1}^n l_i}{\sum_{i=1}^n \mathcal{R}_i} = \frac{\sum_{i=1}^n l_i}{\sum_{i=1}^n \frac{l_i}{P_i}}$$



Polymer	Thickness (μm)	P_i at 25°C	E_p (kcal/mol)
LDPE	18	1.900	10.2
Nylon 6	10	25.0	10.5
PP	20	620	11.5

$$L_T = 18 + 10 + 20 = 48 \mu\text{m}$$

$$\sum_1^3 \frac{l_i}{P_i} = \frac{l_1}{P_1} + \frac{l_2}{P_2} + \frac{l_3}{P_3} = \frac{18}{1900} + \frac{20}{25} + \frac{20}{620} = 0.4417 \frac{\text{m}^2 \cdot \text{d} \cdot \text{kPa}}{\text{cc}}$$

$$P_T = \frac{48}{0.4417} = 109 \frac{\text{cc} \cdot \mu\text{m}}{\text{m}^2 \cdot \text{d} \cdot \text{kPa}}$$




Permeability of some polymers at 25° C

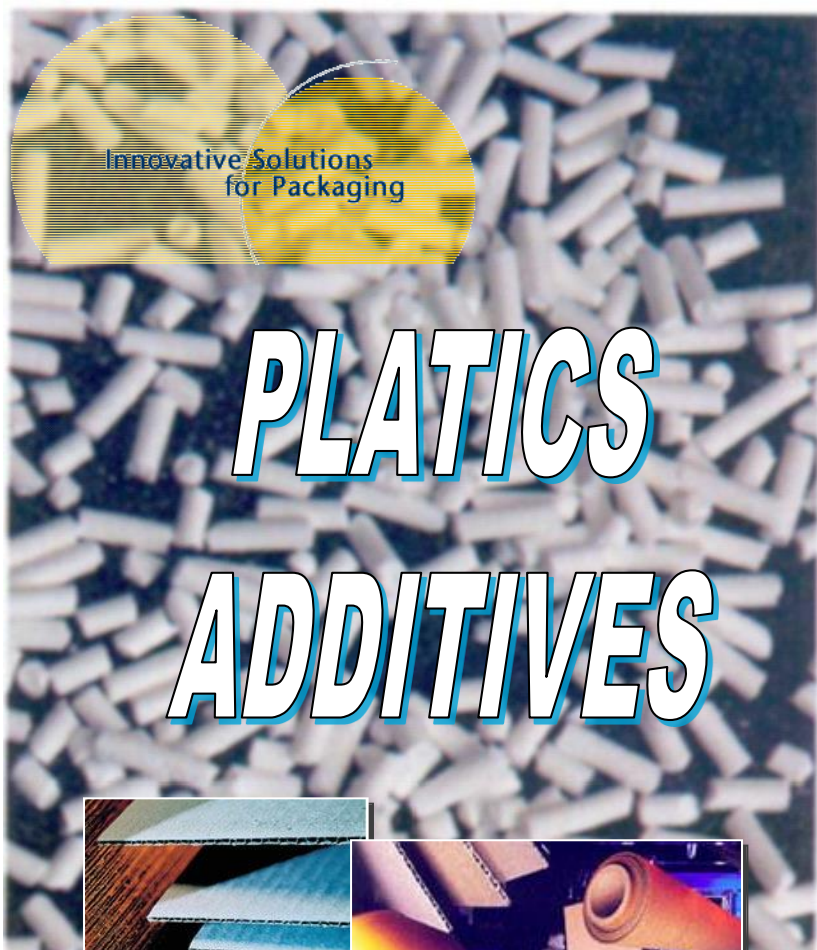
Polymer	Permeant	10^{15} Permeability ($\text{kg m}^{-1} \text{kPa}^{-1} \text{s}^{-1}$)	10^{12} Diffusivity ($\text{m}^2 \text{s}^{-1}$)	10^3 Solubility ($\text{kg m}^{-3} \text{kPa}^{-1}$)
PA 6	Nitrogen	0.023	0.025	0.94
PETP	Nitrogen	0.063	0.13	0.48
PVC	Carbon dioxide	0.52	0.21	2.5
PIB	Nitrogen	3.1	4.5	0.69
	Carbon dioxide	77	5.8	13
CR	Nitrogen	11	25	0.44
	Carbon dioxide	300	24	16
NR	Nitrogen	76	110	0.69
	Carbon dioxide	1900	110	18
	n-Propane	2500	21	120
HDPE	Helium (30°C)	1.9	360	0.0055
	Oxygen (30°C)	5.4	22	0.25
	Nitrogen (30°C)	1.7	12	0.14
	Carbon dioxide	31	16	2.0
LDPE	Isobutene (30°C)	680	4.7	140
	n-Hexane (30°C)	6200	2.5	2500
	Water	540	23	24

ADDITIVES

THERMOPLASTICS, ELASTOMERS



FOOD APPLICATIONS



Innovative Solutions for Packaging

PLASTICS ADDITIVES



NON FOOD APPLICATIONS



Table 16.13 Examples of Processing and Service Aids Used in Food-Packaging Materials

Technical function	Example	Use level, wt%, polymer
Antioxidant	Tetrakis[methylene (3,5-di- <i>tert</i> -butyl-4-hydroxyhydrocinnamate)]methane	0.25 (Polystyrene)
	Tris(2,4-di- <i>tert</i> -butylphenyl) phosphite	0.2 (Polyolefins)
Stabilizer	Di(<i>n</i> -octyl)tin <i>S,S'</i> -bis(isooctylmercaptoacetate)	1.5 (PVC)
	Epoxidized soybean oil	6 (PVC)
	Stearoylbenzoylmethane	0.5 (PVC)
	Cuprous iodide	0.01 (Nylon 6,6)
Plasticizer	Di(2-ethylhexyl) phthalate	40 (PVC)
	Di(2-ethylhexyl) adipate	20 (PVC)
	Acetyltributyl citrate	5 (PVDC)
Lubricant	<i>N,N'</i> -Ethylenebistearamide	1 (PVC)
	Pentaerythritol adipate-stearate	1 (PVC)
Processing agent	Styrene/butadiene/methacrylate copolymer	2 (PVC)
Melt fracture eliminator	Vinylidene fluoride-hexafluoropropylene copolymer	0.1 (Polyethylene)
Slip agent	Fatty acid amides (erucamide, oleamide)	0.2 (Polyolefins)
Antistatic agent	<i>N,N'</i> -Bis (2-hydroxyethyl)alkyl-C ₁₄₋₁₈ -amine	0.15 (Polyolefins)
Blowing agent	Azodicarbonamide	0.15 (Polyethylene)
Antiblock agent	Silica, talc	0.2 (Polyethylene)
Impact modifier	Butadiene/styrene/methacrylate copolymers	10 (PVC)
Clarifying agent	Dibenzylidene sorbitol	0.25 (Polyolefins)
Light stabilizer	2-Hydroxy-4- <i>n</i> -octoxybenzophenone	0.5 (Polyolefins)
	Dimethylsuccinate-(4-hydroxy-2,2,6,6-tetra-methyl-1-piperidyl)-ethanol polycondensate	0.25 (Polyolefins)
Coupling agent	3-(triethoxysilyl)propylamine	0.5 (Nylon 6,6)
Filler, extender	Calcium carbonate, clay, talc	>5 (Various polymers)
Reinforcing agents	Glass, fiber, mica, calcium silicate	>5 (Various polymers)
Colorant	Titanium dioxide, ferric oxide, carbon black, ultramarine blue, phthalocyanine blue	0.1–5 (Various polymers)

Source: Compiled from FDA (1987) and British Plastics Federation (1980).

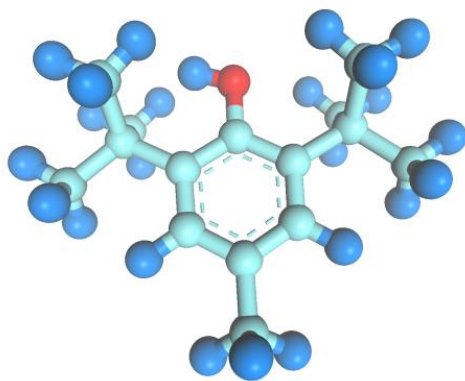
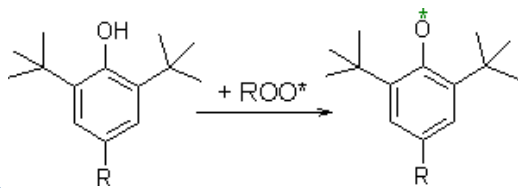
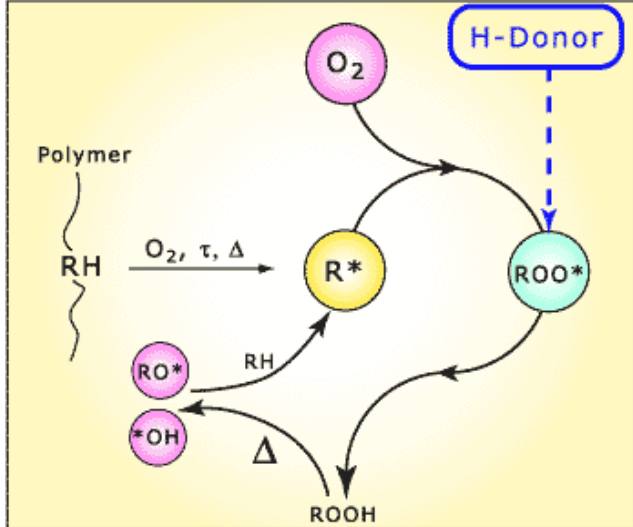
COMMON ADDITIVES AND CONCENTRATION RANGES IN INITIAL MATERIALS

	PE	PP	PS	PVC	PET	PVA	PC	Epoxy	PA
Antioxidant	B	B	B	x					B
Heat stabilizer				B/C		B			
UV stabilizer	B/C	B/C	C	C				C	
Antistatic agent	X	X	X	x	x	x	x		x
Shock agent	x	X	X	x	x	x	x		
Initiator			D	D		D			
Catalyst	D	D			D		D		D
Lubricant	X	X	X	x	x			x	
Plasticizer	A		A	A		A			
Charges	A	A	A	A	A	A	A	A	A

A > 10 000 mg·kg⁻¹ – B = 100-5000 mg·kg⁻¹ – C = 100-500 mg·kg⁻¹

D = 1-100 mg·kg⁻¹ – E < 1 mg·kg⁻¹, x ou X variable amounts (with x>X),

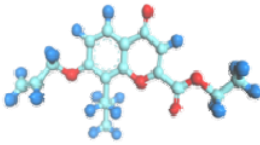
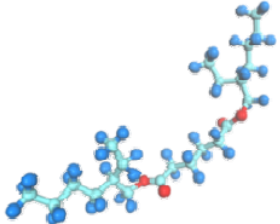
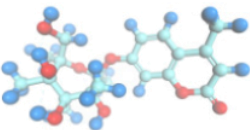
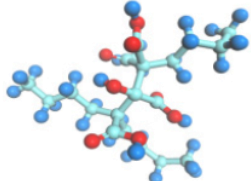
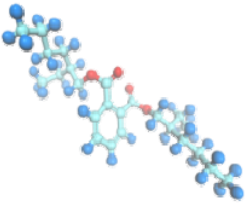
ANTIOXIDANTS


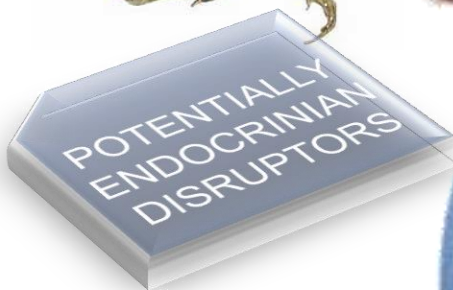


The 2,6-di-tert-butyl-4-hydroxytoluene (BHT, B121) is the simplest phenolic antioxidant. It yields a stable phenoxyl radical i) by mesomery, ii) steric effect due to large tert-butyl, and iii) captodative effect.

<i>nom</i>	CAS Formule M (g·mol ⁻¹)	Structure 3D	<i>nom</i>	CAS Formule M (g·mol ⁻¹)	Structure 3D
2,6-Di(tert-butyl)hydroxytoluène (BHT)	128-37-0 C15 H24 O 220.35		Acide 3-(1,1-diméthyléthyl)-4-hydroxy-5-méthyl-Benzènepropanoïque (Irganox 245)	36443-68-2 C34 H50 O8 586.76	
Monoacrylate de 2,2'-Méthylenbis(4-méthyl-6-tert-butylphénol) Irganox (3052)	61167-58-6 C26 H34 O3 394.55		4,4',4''-[(2,4,6-triméthyl-1,3,5-benzénetriyl)tris(méthylène)]tris[2,6-bis(1,1-diméthyléthyl)-phénol] (Irganox 1330)	1709-70-2 C54 H78 O3 775.20	
2-méthyl-4,6-bis[(octylthio)méthyl]-phénol (Irganox 1520)	110553-27-0 C25 H44 O S2 424.75		Isocyanurate de s-Triazine-2,4,6(1H,3H,5H)-trione, 1,3,5-tris(3,5-di-tert-butyl-4-hydroxybenzyl)-(8CI); 1,3,5-Tri(3,5-di-tert-butyl-4-hydroxybenzyle) (Irganox 3114)	27676-62-6 C48 H69 N3 O6 784.08	
3,4-dihydro-2,5,7,8-tetraméthyl-2-(4,8,12-triméthyltridécyloxy)-2H-1-Benzopyran-6-ol (Irganox 231)	59-02-9 C29 H50 O2 430.71		Benzène propanoate de 3,5-bis(1,1-diméthyléthyl)-4-hydroxy-, 1,1'-[2,2-bis[[3-[3,5-bis(1,1-diméthyléthyl)-4-hydroxyphényl]-1-oxopropoxy]méthyl]-1,3-propanediyle] (Irganox 1010)	6683-19-8 C73 H108 O12 1177.63	
1,1-Bis(3,5-di-tert-butyl-2-hydroxyphényl)éthane (Isonox 129)	35958-30-6 C30 H46 O2 438.68		bis[2,4-bis(1,1-diméthyléthyl)-6-méthylphényl] éthyl ester (Irgafos 38)	145650-60-8 C32 H51 O3 P 514.72	
2,6-Di-tert-butyl-4-(octadécanoxy-carbonyléthyl)phénol (Irganox 1076)	2082-79-3 C35 H62 O3 530.86		2,4,8,10-Tetraoxa-3,9-diphosphaspiro[5.5]un décane, 3,9-bis[2,4-bis(1,1-diméthyléthyl)phénoxy]-(Ultraxon 626,640)	26741-53-7 C33 H50 O6 P2 604.69	
Propionate de 3,3'-thiobis-, didodécyle (Irganox 800)	123-28-4 C30 H58 O4 S 544		Diphosphite de Bis(2,6-di-tert-butyl-4-méthylphényl)pentaérythritol (Mark PEP 36)	80693-00-1 C35 H54 O6 P2 632.75	
3,5-bis(1,1-diméthyléthyl)-4-hydroxybenzène propionate d'hydrazine (Irganox 1024)	32687-78-8 C34 H52 N2 O4 552.79		1,1',1''-Phosphite de 2,4-bis(1,1-diméthyléthyl)-Phénol (Irgafos 168)	31570-04-4 C42 H63 O3 P 646.92	

PLASTICIZERS

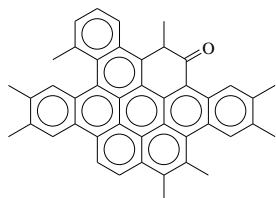
<i>nom</i>	<i>CAS Formule M (g·mol⁻¹)</i>	<i>Structure 3D</i>	<i>nom</i>	<i>CAS Formule M (g·mol⁻¹)</i>	<i>Structure 3D</i>
Acide 4H-1-Benzopyran-2-carboxylique	248595-13-3 C18 H20 O5 316.35		Adipate de Di(2-éthylhexyle (DEHA)	103-23-1 C22H42O4 370.57	
4-Methylumbelliferyl-beta-D-galactopyranoside	6160-78-7 C16H18O8 338.31		Citrate de tributyl-acétyle	77-90-7 C20 H34 O8 402.88	
2-diéthylhexyl)phthalate (DEHP)	117-81-7 C24H38O4 390.56				



Conrad et al. (2004)

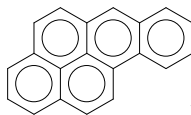


test containers with red drink after three days of UV exposure.



Carbon black
PM 42080

Benzo[a]pyrene,
carcinogenic impurity
($< 0,25 \text{ mg/kg C}$)



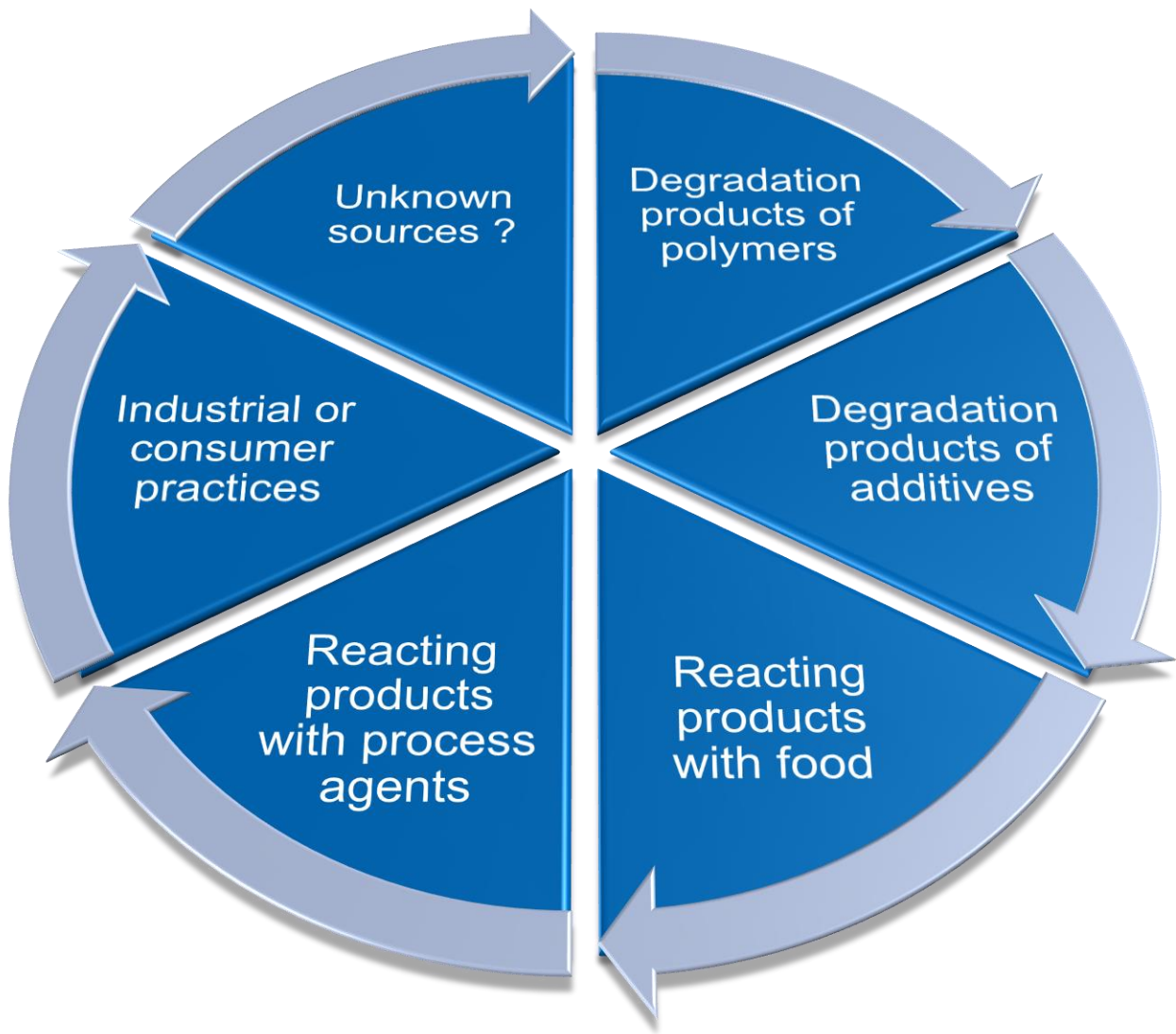
specifications for the HAP

ANTIUV




<i>nom</i>	CAS Formule M ($\text{g}\cdot\text{mol}^{-1}$)	Structure 3D	<i>nom</i>	CAS Formule M ($\text{g}\cdot\text{mol}^{-1}$)	Structure 3D
2-Hydroxy-4-methoxybenzophénone (Chimassorb 90)	131-57-7 C14 H12 O3 228.24		Acide 3,5-bis(1,1-diméthyléthyl)-4-hydroxybenzoïque (Cyasorb 2908)	67845-93-6 C31 H54 O3 474.76	
1-(2-Hydroxyéthyl)-2,2,6,6-tetraméthyl-4-hydroxypiperidine (Tinuvin 622)	52722-86-8 C11 H23 N O2 201.31		Décanoate de 1,10-bis(2,2,6,6-tetraméthyl-4-pipéridinyle) (Tinuvin 770)	52829-07-9 C28 H52 N2 O4 480.72	
2-(5-chloro-2H-benzotriazol-2-yl)-6-(1,1-diméthyléthyl)-4-méthyl-Phénol (Tinuvin 326)	3896-11-5 C17 H18 Cl N3 O 315.80		Didécanoate de 1,10-bis(1,2,2,6,6-pentaméthyl-4-piperidinyle) (Tinuvin 292)	41556-26-7 C30 H56 N2 O4 508.78	
2-(2H-benzotriazol-2-yl)-4,6-bis(1,1-diméthyléthyl)-Phénol (Tinuvin 320)	3846-71-7 C20 H25 N3 O 323.43		Poly[[6-[(1,1,3,3-tetraméthylbutyl)amino]-1,3,5-triazine-2,4-diy]][(2,2,6,6-tetraméthyl-4-piperidinyl)imino]-1,6-hexanediy[[2,2,6,6-tetraméthyl-4-piperidinyl)imino]] (Chimassorb 944)	71878-19-8 (C35 H66 N8)n n·598.96	
2-hydroxy-4-(octyloxy)-(6Cl,8Cl); 2-Benzoyl-5-octyloxyphénol benzophénone (Chimassorb 81)	1843-05-6 C21 H26 O3 326.43		Didécanoate de 1,10-bis[2,2,6,6-tetraméthyl-1-(octyloxy)-4-piperidinyle] (Tinuvin 123)	122586-52-1 C44 H84 N2 O6 737.15	
2,2'-(2,5-thiophénediyl)bis[5-(1,1-diméthyléthyl)-Benzoxazole (Uvitex OB55)	7128-64-5 C26 H26 N2 O2 S 430.56		N2,N2'-1,2-ethanediybis[N2-[3-[[4,6-bis[butyl(1,2,2,6,6-pentaméthyl-4-piperidinyl)amino]-1,3,5-triazin-2-yl]amino]propyl]-N4,N6-dibutyl-N4,N6-bis(1,2,2,6,6-pentaméthyl-4-piperidinyl)-1,3,5-Triazine-2,4,6-triamine (Chimassorb 119)	106990-43-6 C132 H250 N32 2285.61	
2-(3'-tert-Butyl-2'-hydroxy-5'-(2-octyloxy-carbonyléthyl)phényl)benzotriazole (Tinuvin 99)	84268-23-5 C27 H37 N3 O3 451.60				

NON INTENTIONALLY ADDED SUBSTANCES

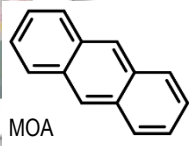
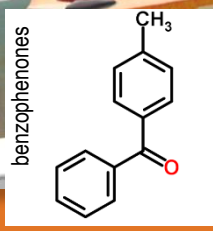
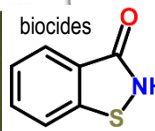

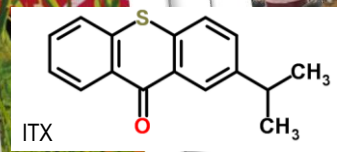
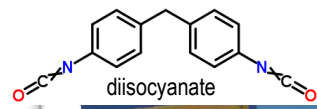
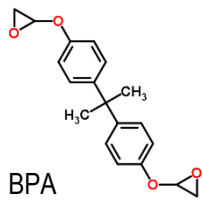


MIGRATION ISSUES

PAST CRISES, DIFFUSION-SOLUBILIZATION, REGULATION









Is it safe?
How to assess it?
How to grant it?

OPEN

INRA
SCIENCE & IMPACT





HEALTH AND CONSUMERS

Food

EUROPA > European Commission > DG Health and Consumers > Overview > Food and Feed Safety

General Food Law | Animal Nutrition | Labelling & Nutrition | Biotechnology | Novel Food | Chemical Safety | Biological Safety | Official controls | Food waste | Food improvement agents

Rapid Alert System for Food and Feed (RASFF) - Introduction

[Home](#) | [Transmission of information](#) | [Members of the Network](#) | [Notifications](#) | [Publications](#) | [RASFF portal database](#)

Print



Resources

Press Releases
Health & Consumer
Voice Newsletter
Publications

Rapid Alert System for Food and Feed

What's New?

- [Rapid Alert System for Food and Feed \(RASFF\)](#)
- [Press release on 2012 RASFF annual report](#)
- [Questions and answers on 2012 RASFF annual report](#)

Welcome to the RASFF portal

The Rapid Alert System for Food and Feed (RASFF) is a system for the exchange of information about measures taken to deal with food safety and feed safety. This information helps Member States to act more effectively to protect their citizens from food and feed.

- [Read more about the legal basis of RASFF](#)
- [Who are the members of RASFF?](#)
- [RASFF - Keeping an eye on your food - Infographic](#)

The effectiveness of RASFF is ensured by keeping a close watch on the Commission, EFSA, EFTA surveillance authorities and the way they are structured by means of templates.



RAPID ALERT SYSTEM FOR
FOOD & FEED

Notifications list : 9 results

Search criteria | Subject *THIOXANTHONE* | Product type food contact material | Hazard category migration

Search criteria | Subject THIOXANTHONE | Product type food contact material | hazard category migration



<< First << << Previous 100 << Notifications **1 to 9** of 9 >> Next 100 >> >> Last >>

	Classification	Date of case	Last change	Reference	Country	Subject	Product Category	Type
1.	information for attention	10/03/2011	16/03/2011	2011.0316	DE	migration of 2-methyl-4'-(methylthio)-2-morpholinopropiophenone, of ethyl-4-dimethylaminobenzoate and of 2.4-diethyl thioxanthone (DETX) (sum 685 µg/kg - ppb) from printing ink on drinking cups from Germany	food contact materials	FCM
2.	information for follow-up	21/01/2011	14/03/2011	2011.0088	DE	migration of 2-methyl-4'-(methylthio)-2-morpholinopropiophenone (54 µg/kg - ppb) and of 2.4-diethyl thioxanthone (DETX) (91 µg/kg - ppb) from plastic mugs from Greece	food contact materials	FCM
3.	information for attention	11/02/2011	10/03/2011	2011.0175	DE	migration of 2-methyl-4'-(methylthio)-2-morpholinopropiophenone, of ethyl-4-dimethylaminobenzoate and of 2.4-diethyl thioxanthone (DETX) (sum = 160) from printing on plastic cups from Germany	food contact materials	FCM
4.	information	21/12/2010	10/03/2011			migration of 2-methyl-4'-(methylthio)-2-morpholinopropiophenone (simulant of 10% ethanol: 86 µg/kg - ppb) of ethyl-4-		
5.	information	18/03/2010	10/03/2011					
6.	alert	31/07/2009	10/03/2011					
7.	information	11/04/2006	02/02/200					
8.	alert	17/01/2006	02/02/200					
9.	alert	17/01/2006	02/02/200					

Notification detail - 2011.0316

migration of 2-methyl-4'-(methylthio)-2-morpholinopropiophenone, of ethyl-4-dimethylaminobenzoate and of 2.4-diethyl thioxanthone (DETX) (sum 685 µg/kg - ppb) from printing ink on drinking cups from Germany



Reference : 2011.0316
Notification date : 10/03/2011
Last update : 16/03/2011
Notification type : food contact material - information for attention - official control on the market
Action taken : withdrawal from the market
Notification from : Germany (DE)
Distribution status : distribution restricted to notifying country
Product : printing ink on drinking cups
Product category : food contact materials

Follow-up :

Reference	Follow-up from	Date	Follow-up type	Info

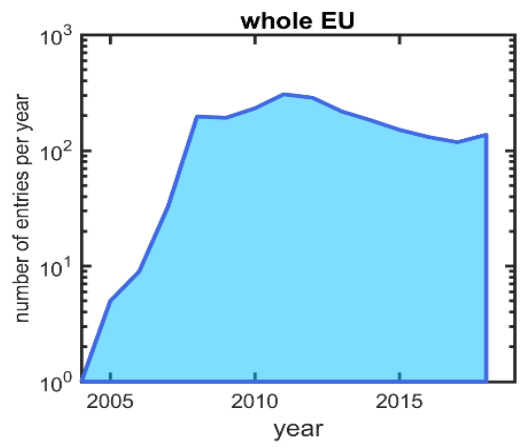
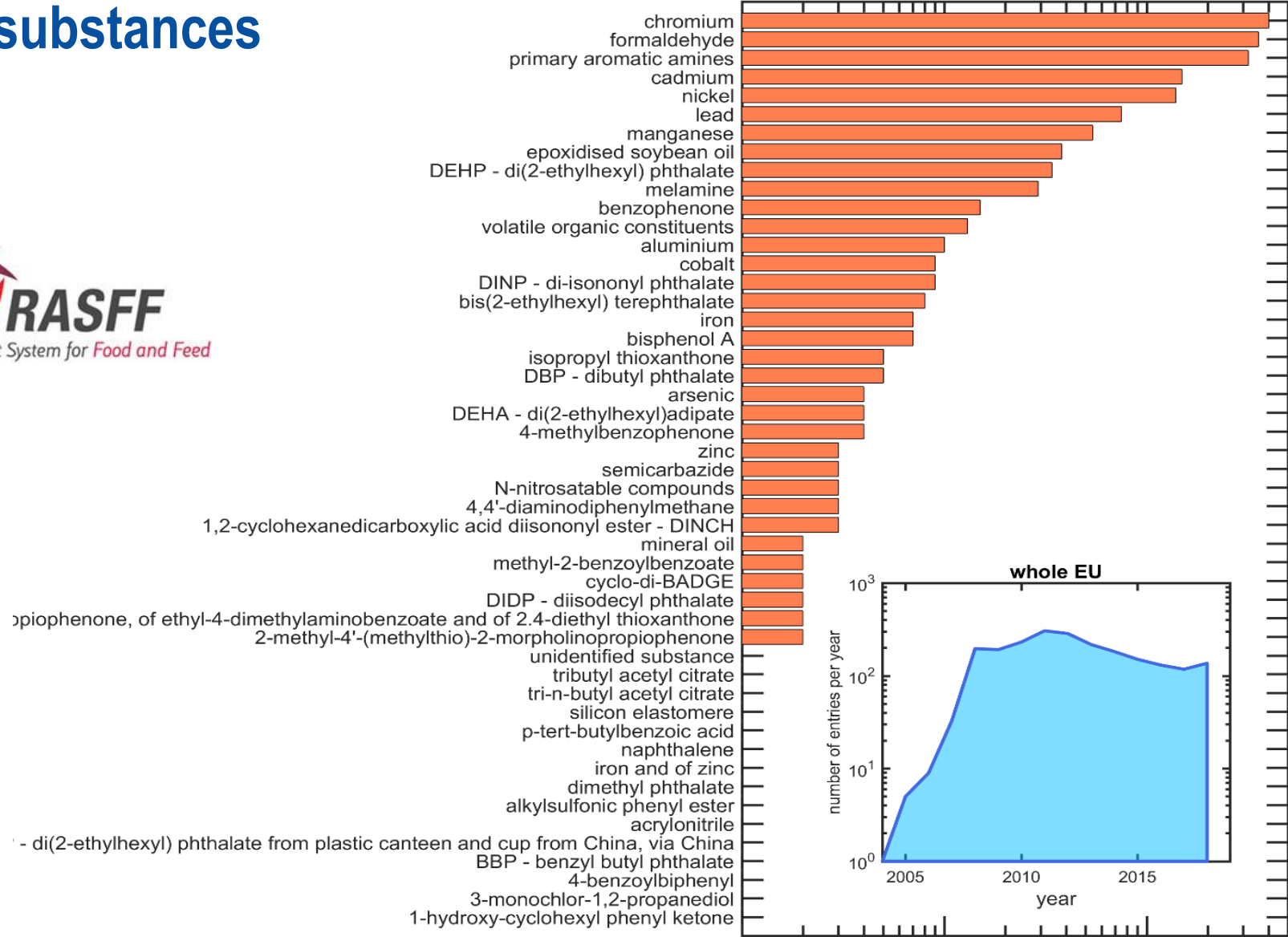
Hazards :

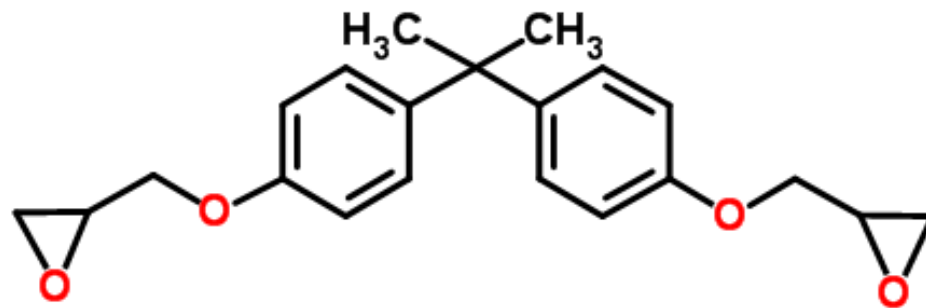
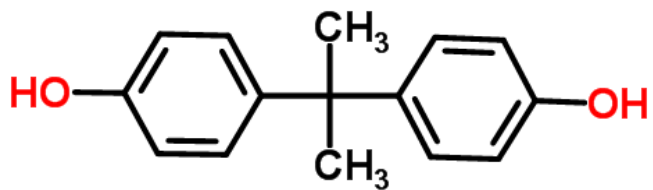
Substance / Hazard	Category	Analytical result	Units	Sampling date
migration of 2-methyl-4'-(methylthio)-2-morpholinopropiophenone	migration			
migration of 2.4-diethyl thioxanthone (DETX)	migration	sum 685	µg/kg - ppb	
migration of ethyl-4-dimethylaminobenzoate	migration			16/10/2010



List of substances

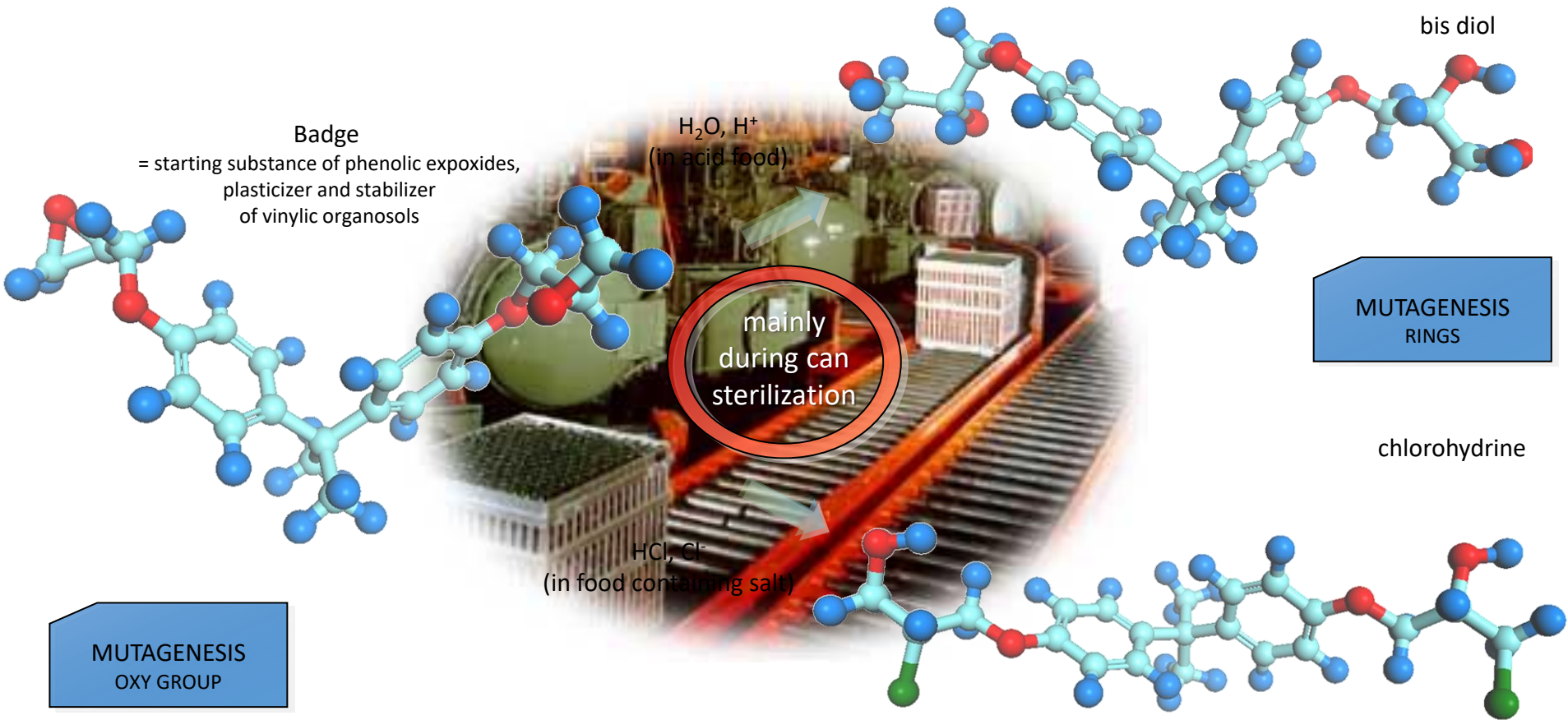
RASFF notifiers 11-Nov-2002 - 28-Dec-2018

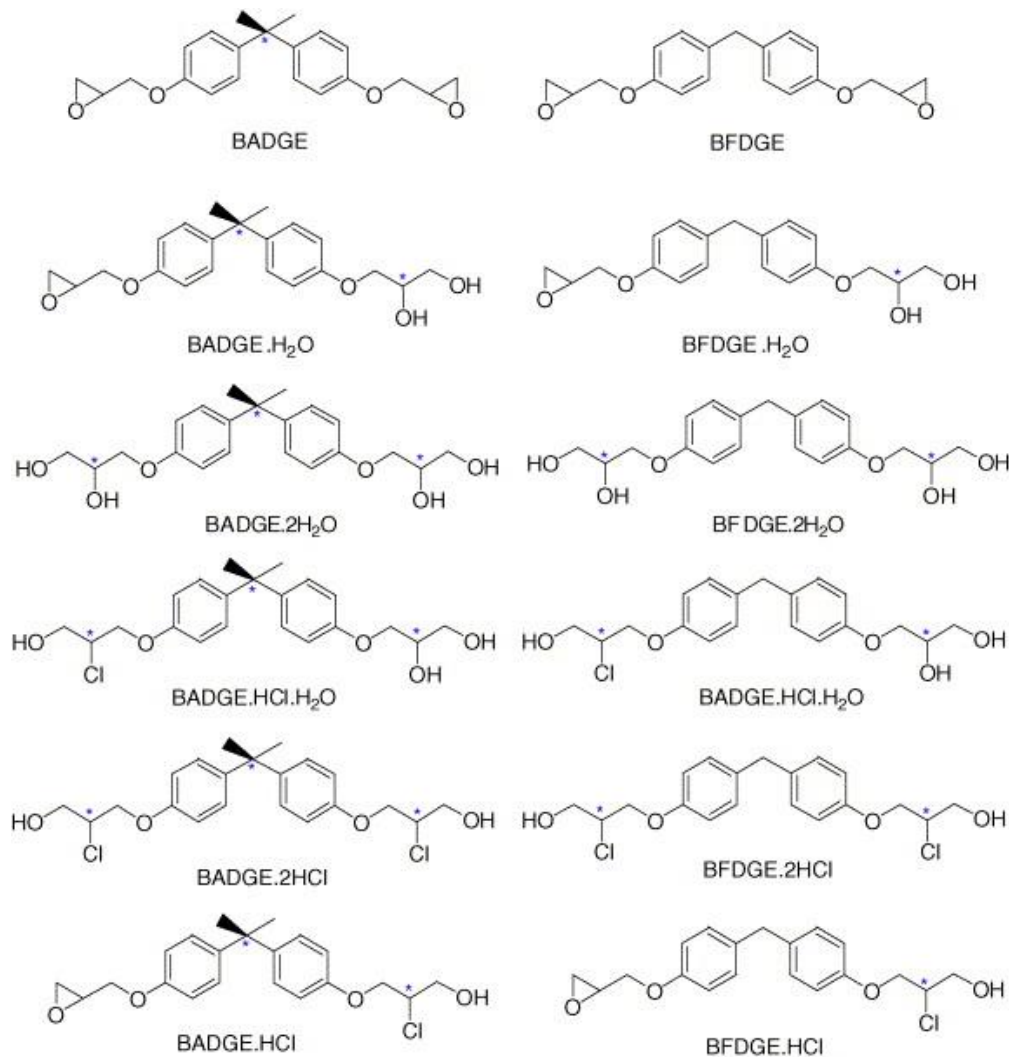
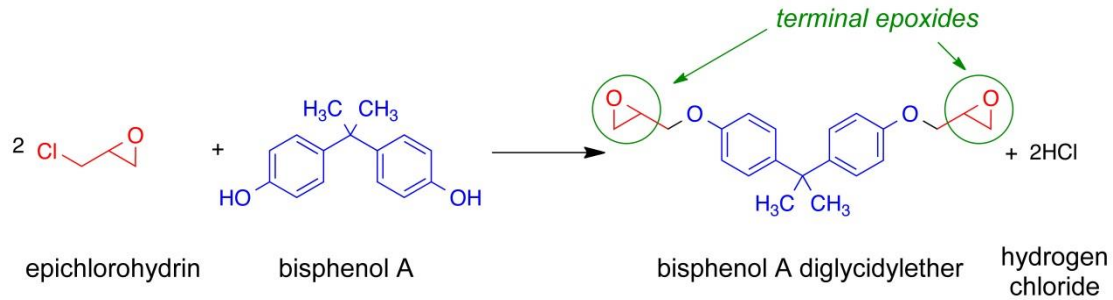




BISPHENOLS

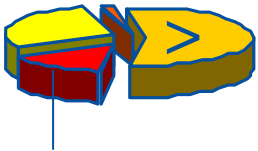
EPOXIDE=reactive migrants





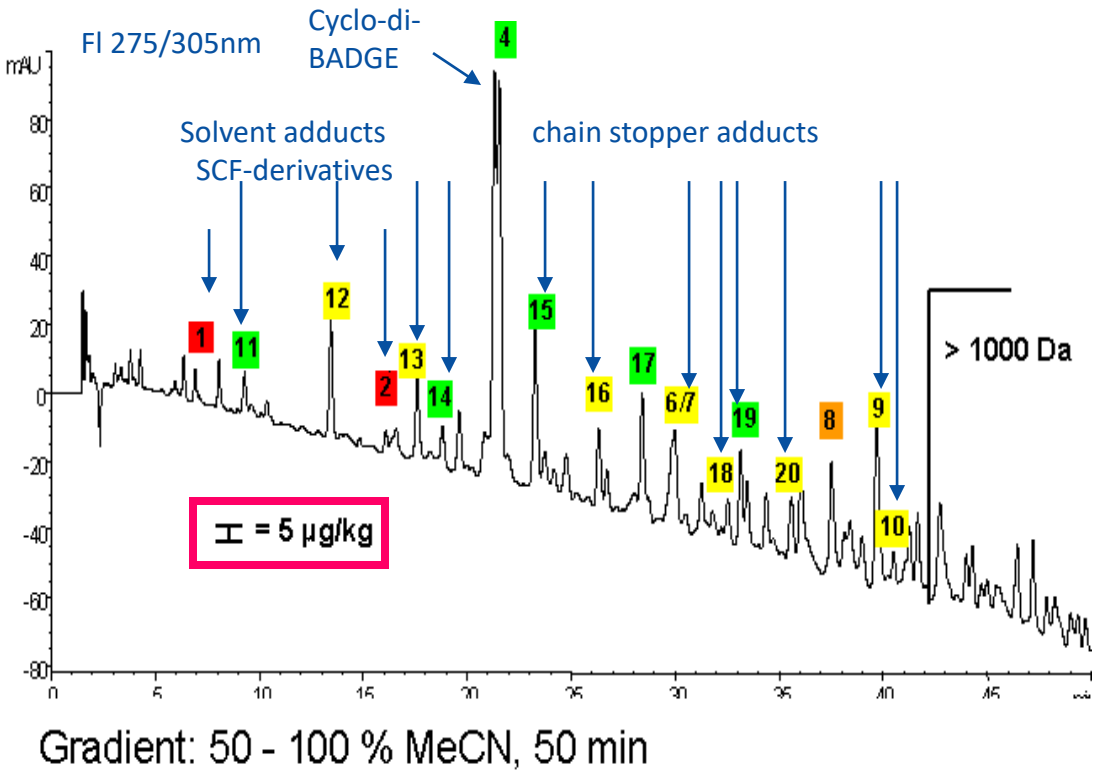
SCREENING OF MIGRANTS FROM CAN COATINGS <1000 Da

SAMPLE: STANDARD EPOXY-COATING, MECN-EXTRACT



resin components < 1000 Da

Structured Non-Target-Screening



M +1 Substances (originated from the resin)

1	359	BADGE-H ₂ O
2	341	BADGE
3	643	BADGE(n=1)·H ₂ O
4	569	Cyclo-DiBADGE
5	625	BADGE(n=1)
6	927	BADGE(n=2)·H ₂ O
7	491	BADGE-tBuPh*
8	909	BADGE(n=2)
9	775	BADGE(n=1)·tBuPh
10	641	BADGE-2tBuPh
11	477	BADGE-H ₂ O·BuEtOH**
12	403	BADGE-EG*** (+)
13	459	BADGE·BuEtOH
14	509	BADGE-H ₂ O·tBuPh
15	577	BADGE-2BuEtOH
16	687	BADGE(n=1)·EG (+)
18	743	BADGE(n=1)·BuEtOH
19	609	BADGE·BuEtOH·tBuPh
20	971	BADGE(n=2)·EG (+)

* tBuPh tert.-Butylphenol (chain stopper)

** BuEtOH Butoxyethanol

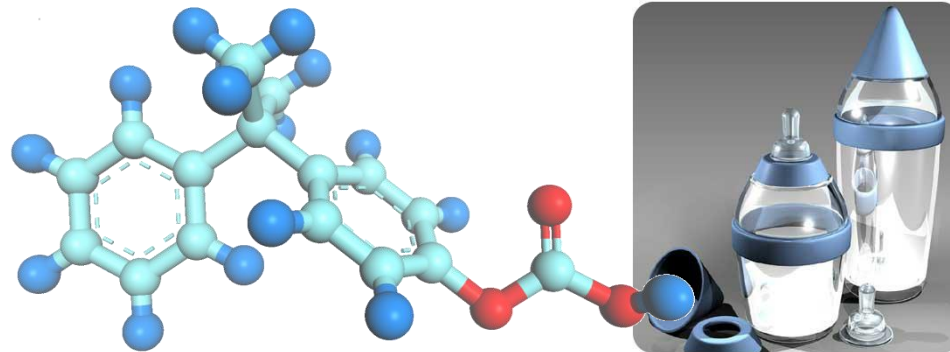
*** EG Ethyleneglycol

(+) Further confirmations are necessary

Bisphenol A Exposure Causes Meiotic Aneuploidy in the Female Mouse

Background: There is increasing concern that exposure to man-made substances that mimic endogenous hormones may adversely affect mammalian reproduction. Although a variety of reproductive complications have been ascribed to compounds with androgenic or estrogenic properties, little attention has been directed at the potential consequences of such exposures to the genetic quality of the gamete.

Results: A sudden, spontaneous increase in meiotic disturbances, including aneuploidy, in studies of oocytes from control female mice in our laboratory coincided with the accidental exposure of our animals to an environmental source of bisphenol A (BPA). BPA is an estrogenic compound widely used in the production of polycarbonate plastics and epoxy resins. We identified damaged caging material as the source of the exposure, as we were able to recapitulate the meiotic abnormalities by intentionally damaging cages and water bottles. In subsequent studies of female mice, we administered daily oral doses of BPA to directly test the hypothesis that low levels of BPA disrupt female meiosis. Our results demonstrated that the meiotic effects were dose dependent and could be induced by environmentally relevant doses of BPA.

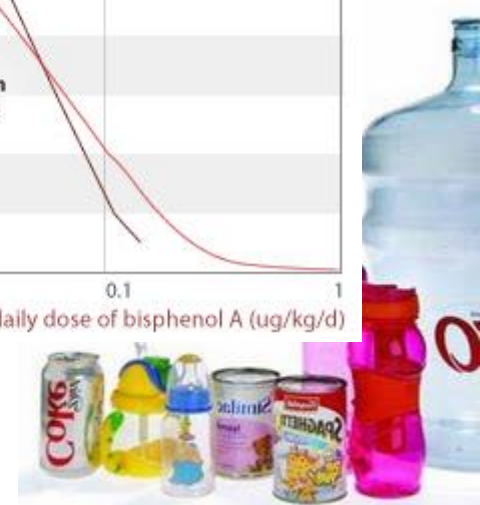
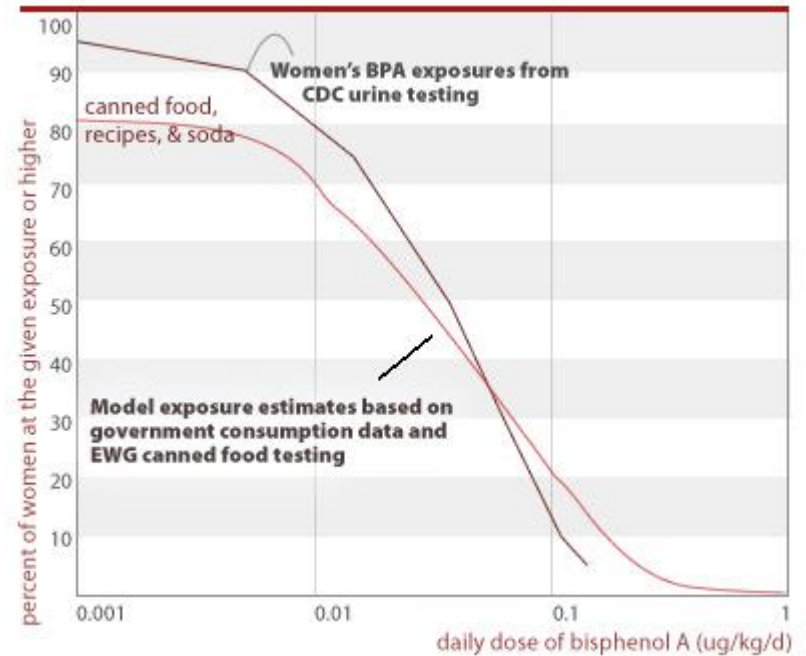
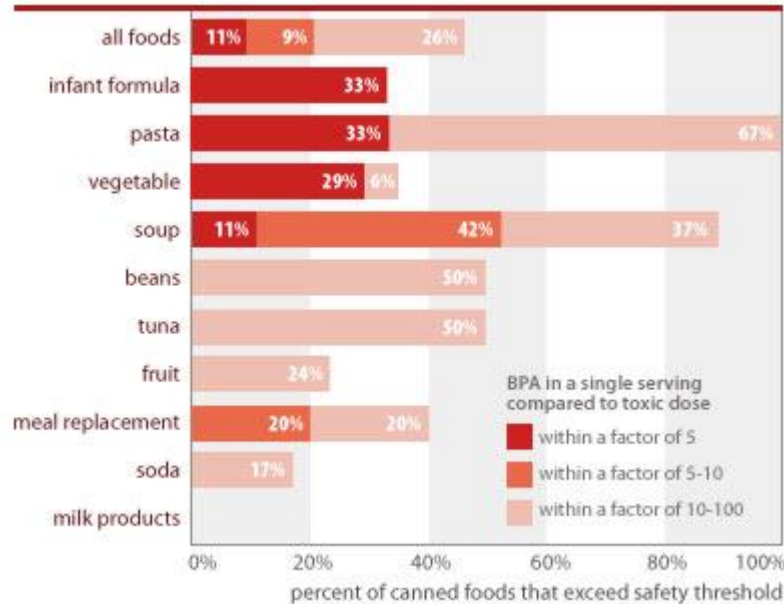
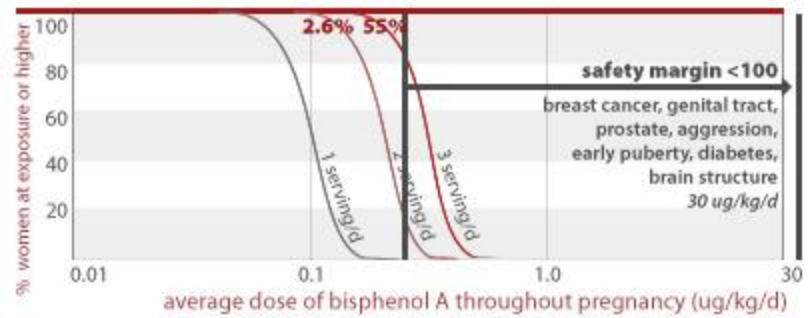


Conclusions: Both the initial inadvertent exposure and subsequent experimental studies suggest that BPA is a potent meiotic aneugen. Specifically, in the female mouse, short-term, low-dose exposure during the final stages of oocyte growth is sufficient to elicit detectable meiotic effects. These results provide the first unequivocal link between mammalian meiotic aneuploidy and an accidental environmental exposure and suggest that the oocyte and its meiotic spindle will provide a sensitive assay system for the study of reproductive toxins.

BPA



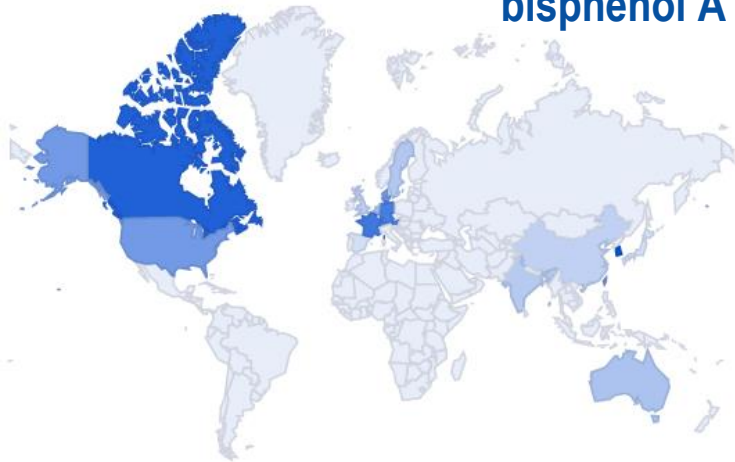
PRESENCE IN FOOD



Source: Chemical analyses of 97 canned foods by Southern Testing and Research Division of Microbac Laboratories, Inc., North Carolina

Google Trends – 2003-present

bisphenol A



0 100

Région | Ville



Termes associés ?

Les plus fr...

En progre...

bpa bisphenol a	100	<div style="width: 100%;"></div>
bpa	95	<div style="width: 95%;"></div>
bisphenol a bottles	60	<div style="width: 60%;"></div>
bisphenol a plastic	55	<div style="width: 55%;"></div>
bisphenol a biberon	55	<div style="width: 55%;"></div>
biberon bisphenol	50	<div style="width: 50%;"></div>
sans bisphenol a	50	<div style="width: 50%;"></div>
biberon sans bisphenol	40	<div style="width: 40%;"></div>
bisphenol a free	35	<div style="width: 35%;"></div>
bisphenol a baby	35	<div style="width: 35%;"></div>

L'Assemblée unanime interdit les contenants alimentaires avec du bisphénol A

publié le 12/10/2011 à 17:11, mis à jour à 19:23



afp.com/Mychèle Daniau

PARIS - A l'unanimité, l'Assemblée a voté mercredi l'interdiction du bisphénol A dans les contenants alimentaires, objet d'une proposition de loi socialiste soutenue par le gouvernement.

La mesure s'appliquera à compter de 2014, mais dès 2013 pour les contenants alimentaires de produits destinés aux enfants de moins de 3 ans, conformément à un amendement introduit par le ministre de la Santé, Xavier Bertrand, lors des débats jeudi dernier.

Le bisphénol A, composant chimique très répandu dans les objets de la

Toutes les dépêches

CAN: le Soudan qualifié, carton plein de la Côte d'Ivoire dans le groupe B

Wall Street finit en légère baisse: Dow Jones -0,05%, Nasdaq -0,16%

LOI no 2012-1442 du 24 décembre 2012 visant à la suspension de la fabrication, de l'importation, de l'exportation et de la mise sur le marché de tout conditionnement à vocation alimentaire contenant du bisphénol A.

« Cette suspension prend effet, dans les mêmes conditions, au **1er janvier 2015** pour tout autre conditionnement, contenant ou ustensile comportant du bisphénol A et destiné à entrer en contact direct avec des denrées alimentaires.

« Avant le 1er juillet 2014, le Gouvernement remet au Parlement un rapport évaluant les substituts possibles au bisphénol A pour ses applications industrielles au regard de leur éventuelle toxicité.

»

Food and Feed borne crises throughout the food chain

**Bovine Spongiform
Encephalopathy**

BSE



Sudan red

Dioxins



**Chloramphenicol
CAP**



Mycotoxins



destroy consumer's confidence in food

But what about food packaging



Nonylphenol
NP

?



Semicarbazide/SEM

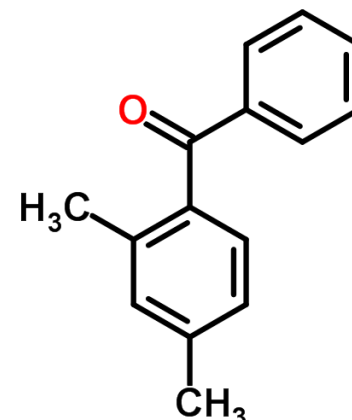
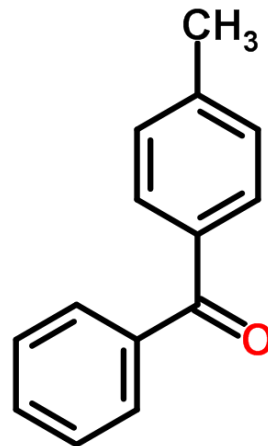
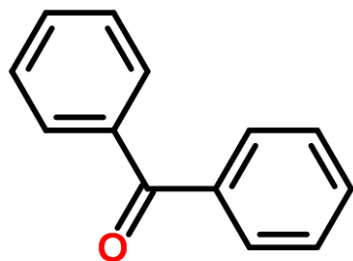
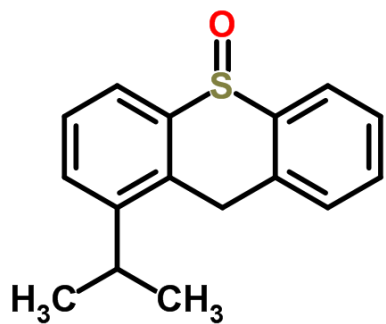


Organic solvents/
residues



Bisphenol A diglycidyl
ether (BADGE)

NESTLÉ SLIDES
PRESENTED DURING
ILSI 2004 (BARCELONA)



PHOTOINITIATORS

Italian police seize contaminated Nestle baby milk

22 Nov 2005 16:45:09 GMT

Source: Reuters



← PREVIOUS | NEXT →

Forest Ranger officials check a package of baby milk made by Swiss food group Nestle in a supermarket in Italy November 22, 2005. Italian police seized around 30 million litres of baby milk produced by Nestle on Tuesday after tests showed traces of ink, and the company said it was recalling the infant food in four European countries.

REUTERS/HO

beings as babies should face such serious risks in a product as widely used as milk," Alemanno said in a statement.

Italian officials said they had already seized about 2 million litres of Nestle baby milk earlier this month after finding traces of isopropylthioxanthone (ITX), an ink component used in the offset printing process of the Tetra Pak cartons.

They broadened their net on Tuesday, sweeping hundreds of packets of milk off supermarket shelves and out of depots around Italy. Police said they also searched lorries in their effort to root out the four Nestle products under investigation.

Nestle, the world's biggest food company, said it had decided to recall all liquid infant formula milks packed in offset printed cartons in Italy, France, Spain and Portugal.

(Adds Tetra Pak comment in paragraph 11)

By Massimiliano Di Giorgio and Isabel Strassheim

ROME/ZURICH, Nov 22 (Reuters) - Italian police seized around 30 million litres of baby milk produced by Swiss food giant Nestle <NESN.VX> on Tuesday after tests showed it was contaminated with traces of ink used in the packaging.

Nestle said the chemical substance was not harmful, but announced it was recalling the infant food in four European countries, including Italy, because of the problem, which related to Tetra Pak cartons.

Italian Agriculture Minister Gianni Alemanno demanded tests to see if babies given the contaminated milk over a prolonged period faced health risks.

"It is incredible that such defenceless

"It is incredible that such defenceless beings as babies should face such serious risks in a product as widely used as milk"



BOTTOM LINE SAFE

A spokesman at Nestle's corporate headquarters in Switzerland said a new packaging process had been put in place to prevent the contamination and that the recall would not have a significant impact on the company's results at a group level.

Nestle shares were down 0.5 percent at 1615 GMT in a slightly higher overall Swiss market.

Tetra Pak spokeswoman Patricia O'Hayer said ITX was not recognised as a toxic substance on any official list and was not on the World Health Organisation lists of toxic substances that should not come into contact with food.

"We have studied the toxicological data available, and that confirms that it is not toxic," she told Reuters.

O'Hayer said Tetra Pak removed the printing technology in question in October to prevent any printing compound, even if not dangerous, from seeping into a product.

"We had no indication that this was in any way a cause for concern," she said.

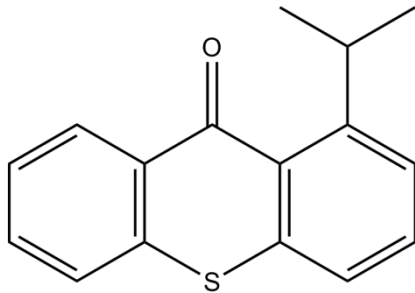
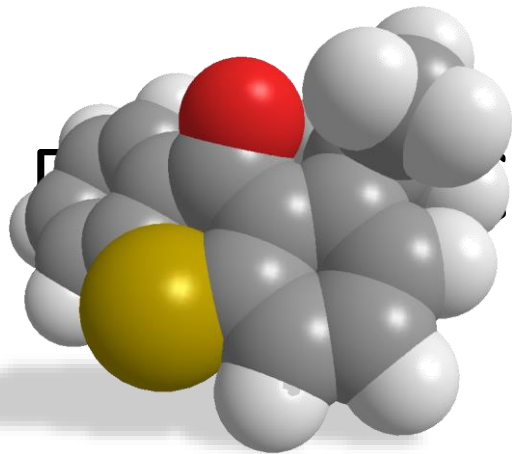
This is the second time Nestle has run foul of Italian authorities this year.

In October, Italy's antitrust authority fined seven producers of baby formula including Nestle a total of 9.743 million euros for running a cartel in Italy to keep prices much higher than in many European countries.

AlertNet news is provided by

REUTERS

ISOPROPYL THIOXANTHONE



isopropyl thioxanthone

photoinitiator
used in UV, curing
resins, inks,
coatings and
adhesives
 $M=241 \text{ g}\cdot\text{mol}^{-1}$



INFAC Canada
Infant Feeding Action Coalition

Protecting, Promoting & Supporting Breastfeeding



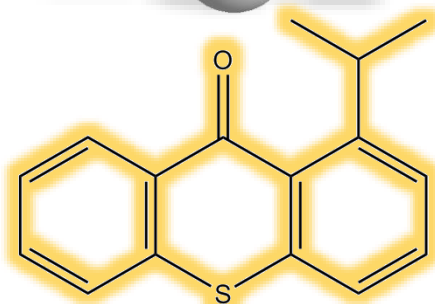
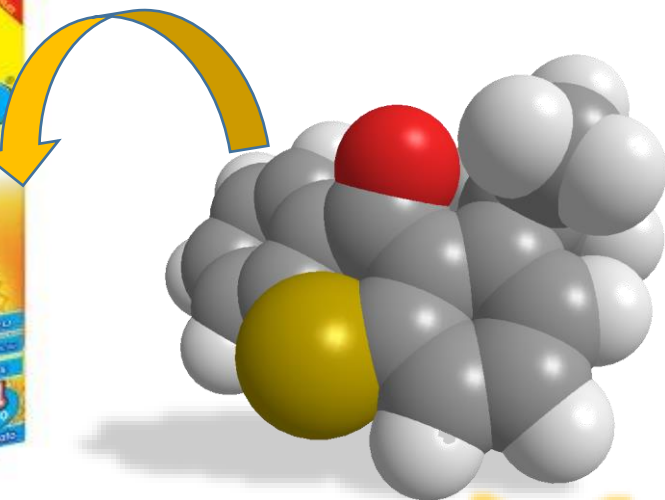
December 15, 2005

DETAILS EMERGE IN TAINTED NESTLÉ FORMULA SCANDAL


The discovery of contamination in various Nestlé baby food brands has caused a huge stir in Europe. Millions of litres of formula have been pulled from the shelves and a top official in the Italian government has threatened legal action against the corporation's CEO. It is now clear that the contamination was caused by IsopropylThioxanthone (ITX), a fixative of printing ink used on liquid milk cartons (produced by TetraPack, a large company that serves many other food companies for different kinds of foods and beverages). It is also apparent that Nestlé has been less than responsible is recalling potentially contaminated baby formula, prompting government intervention and seizures of the product. This episode demonstrates yet again Nestlé's willingness to preserve its own profits at the expense of infant health, and the inherent dangers presented by mass-produced baby food.

July 2005: First tests of Nestlé ready-to-feed liquid formula in the Marche region of Italy show contamination by ITX. Further tests were ordered on other Nestlé products: Nidina 1 for infants, Nidina 2 for babies 6 to 12 months, Latte Mio and Mio Cereali for children 1 to 3 years.

RAPPEL



isopropyl thioxanthone



Italian police seize contaminated Nestle baby milk

22 Nov 2005 16:45:09 GMT

Source: Reuters



(Adds Tetra Pak comment in paragraph 11)

By Massimiliano Di Giorgio and Isabel Strassheim

ROME/ZURICH, Nov 22 (Reuters) - Italian police seized around 30 million litres of baby milk produced by Swiss food giant Nestle <NESN.VX> on Tuesday after tests showed it was contaminated with traces of ink used in the packaging.

Nestle said the chemical substance was not harmful, but announced it was recalling the infant food in four European countries, including Italy, because of the problem, which related to Tetra Pak cartons.

Italian Agriculture Minister Gianni Alemanno demanded tests to see if babies given the contaminated milk over a prolonged period faced health risks.


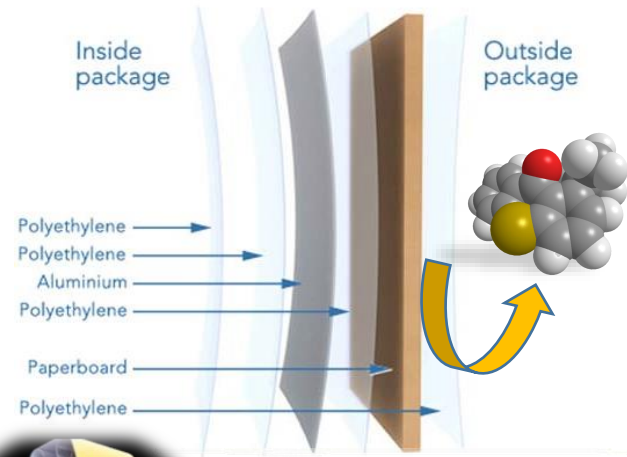
"It is incredible that such defenceless beings as babies should face such serious risks in a product as widely used as milk," Alemanno said in a statement.

Italian officials said they had already seized about 2 million litres of Nestle baby milk earlier this month after finding traces of isopropylthioxanthone (ITX), an ink component used in the offset printing process of the Tetra Pak cartons.

They broadened their net on Tuesday, sweeping hundreds of packets of milk off supermarket shelves and out of depots around Italy. Police said they also searched lorries in their effort to root out the four Nestle products under investigation.

Nestle, the world's biggest food company, said it had decided to recall all liquid infant formula milks packed in offset printed cartons in Italy, France, Spain and Portugal.

"It is incredible that such defenceless beings as babies should face such serious risks in a product as widely used as milk"



← PREVIOUS | NEXT →

Italian police officials check a package of baby milk made by Swiss food group Nestle in a supermarket in Italy on November 22, 2005. Italian police seized around 30 million litres of baby milk produced by Nestle on Tuesday after tests showed traces of ink, and the company said it was recalling the infant food in four European countries.

REUTERS/HO

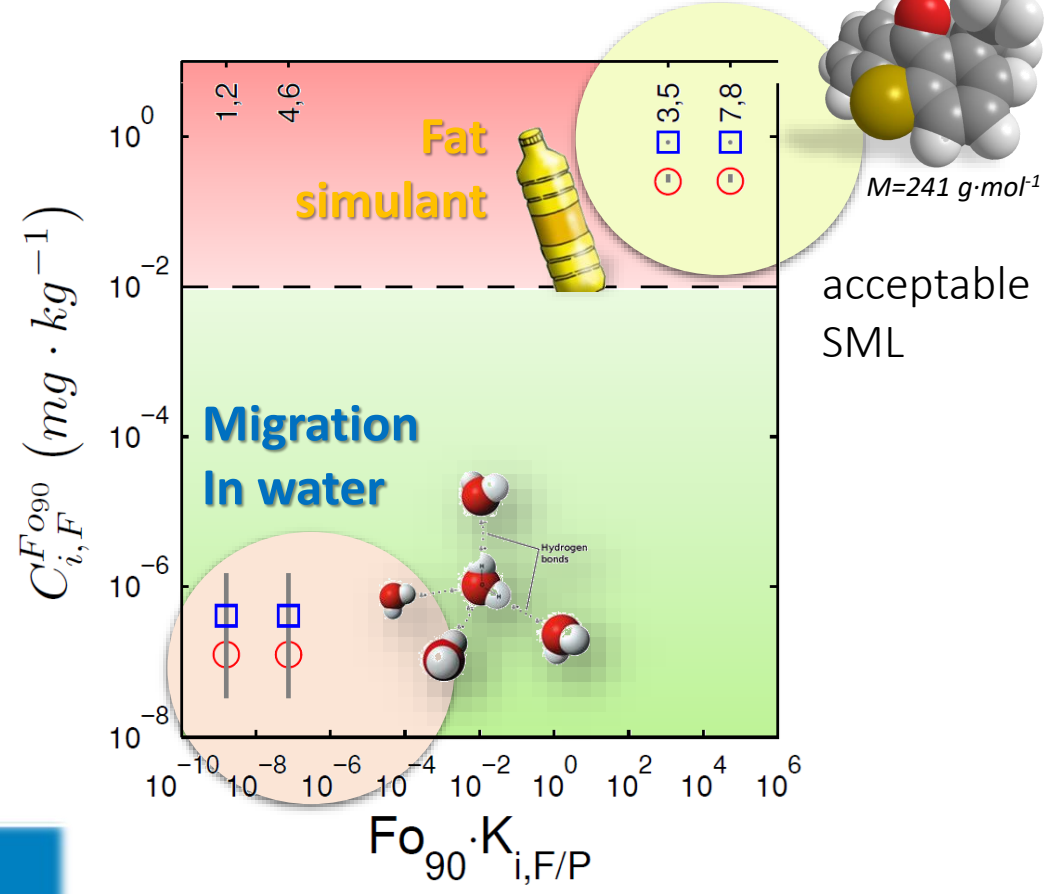


MODELING WOULD HAVE BEEN ABLE TO PREDICT ITX VALUES IN FOOD?



.Food Additives and Contaminants Part a-Chemistry Analysis Control Exposure & Risk Assessment, 2009, 26(12), 1556-1573.

		Migrant	2-ITX
		Homologous migrant†	not available
		Polymer	LDPE††
PARAMETER	notation (unit)		
Thickness	l_P (μm)		50
Volume dilution ratio	$L_{F/P}$ (-)		360
Biot mass number	B_i (-)		10^3
Contact Time	t (days)		90
Temperature	(°C)		4
Likely initial concentration ^a	$\bar{C}_{i,P}^0$ ^a (mg·kg ⁻¹)		100 ± 10
Conservative initial concentration ^b	$(C_{i,P}^0)^+$ ^b (mg·kg ⁻¹)		300
Likely diffusion coefficient ^c	$\bar{D}_{i,P}$ ^c (m ² ·s ⁻¹)		$8.4 \cdot 10^{-16}$ [$7.6 \cdot 10^{-16}$ $9.2 \cdot 10^{-16}$]
Conservative diffusion coefficient ^d	$D_{i,P}^+$ ^d (m ² ·s ⁻¹)		$3.9 \cdot 10^{-14}$
Likely partition coefficient ^e	$\bar{K}_{i,F/P}$ (-)		$1.4 \cdot 10^{-9}$ [$3.7 \cdot 10^{-10}$ $5.1 \cdot 10^{-9}$]
Conservative partition coefficient	$K_{i,F/P}^+$ (-)		10^3



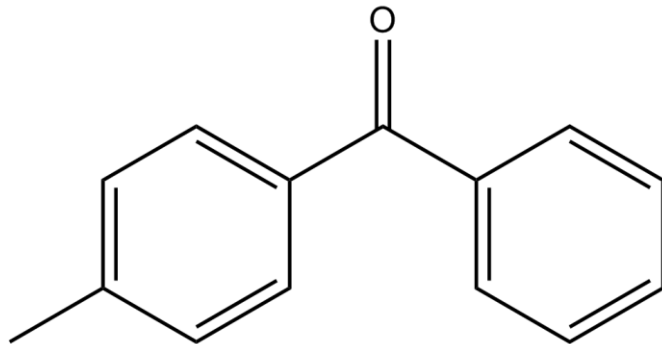
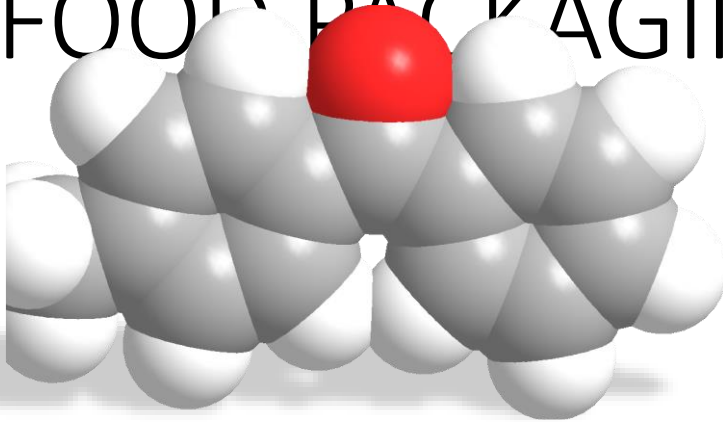
Date of case	Last change	Reference	Country
6. 08/09/2005		2005.631	ITALY

RASFF Portal

food contact materials
migration of isopropyl thioxanthone (250 μg/l) from packaging of milk for babies from Spain



IS FOOD PACKAGING



4-methyl benzophenone

➤ [Accueil](#) > [Actu, France](#) > [Lidl a rappelé des milliers de boîtes de céréales en février](#)

Lidl a rappelé des milliers de boîtes de céréales en février

📅 02/04/2009

[Allez aux commentaires](#) [Commenter](#)



Des milliers de paquets de céréales pour le petit déjeuner "muëсли" ont été retirés en février des rayons des 1 400 magasins Lidl de France, suite à la contamination de ces céréales par une composante toxique utilisée dans l'encre des emballages, indique, jeudi 2 avril, Lidl.

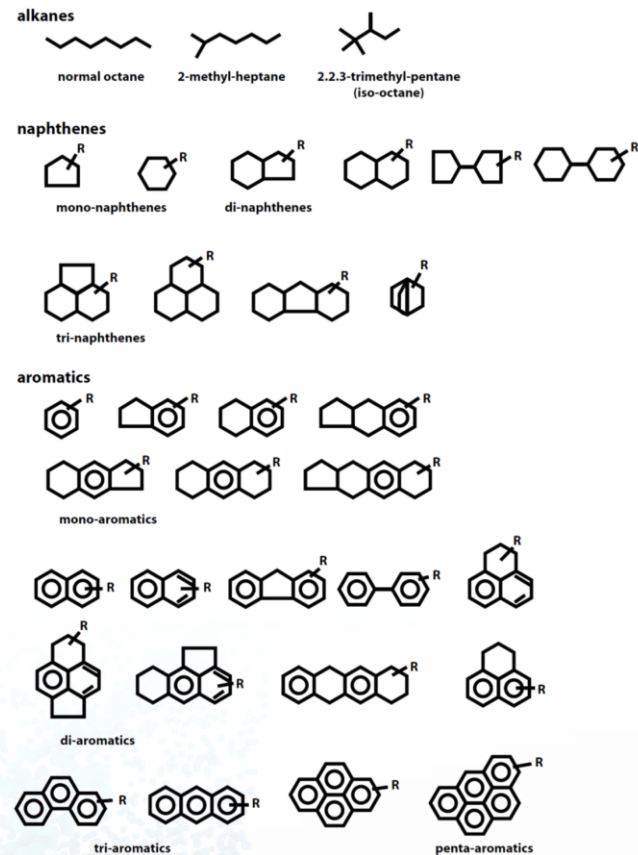
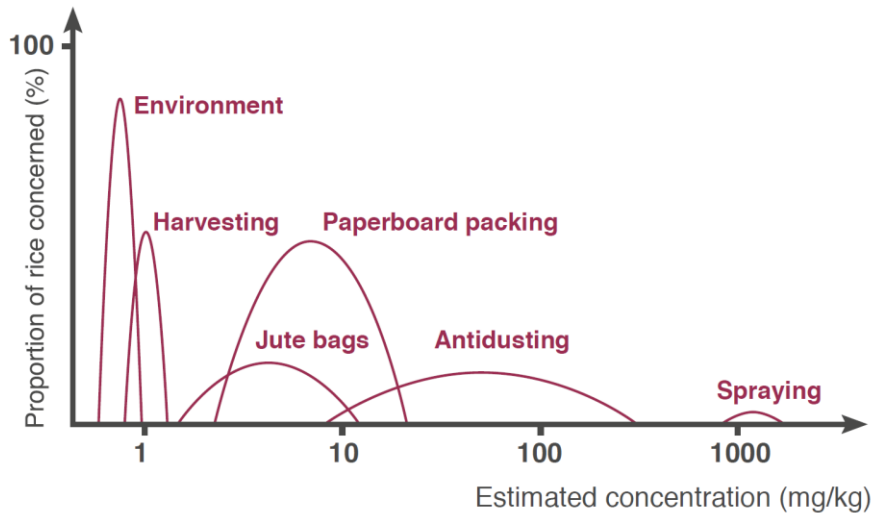
"Nous avons été informés le 6 février par notre maison-mère qu'il fallait retirer de la vente deux références, des muesli au chocolat et des muesli aux fruits. Les marchandises ont été retirées le 9 février", déclare Jérôme Gresland, directeur des achats de Lidl pour la France, confirmant une information du Canard enchaîné. Des sites comme 60 millions de consommateurs ou rappelsproduits.fr permettent aux

consommateurs s'informer sur les produits – steaks hachés avariés, circuits hydrauliques de voiture défectueux, saucisson contenant des salmonelles – rappelés par les constructeurs et fabricants.

Le signalement de la maison-mère était consécutif à une alerte du système d'alerte européen pour les denrées alimentaires (RASFF), après qu'un contrôle sanitaire a mis en évidence en Allemagne la présence de 4-méthyle benzophénone (4-MBP) dans des céréales, a précisé M. Gresland. L'EFSA a fait savoir le 4 mars que "la consommation régulière de produits fortement contaminés" par la molécule incriminée pouvait présenter "dans des cas extrêmes un risque pour certains enfants". La branche française de Lidl a décidé de son propre chef de retirer les produits de ses rayons, "par précaution", a souligné M. Gresland.

"A aucun moment la Direction générale de la concurrence, de la consommation, et de la répression des fraudes (DGCCRF) ne nous a demandé de procéder à un rappel des produits" déjà vendus, a-t-il dit. "La DGCCRF a pris contact avec nous début mars, trois semaines après le retrait des produits de la vente", a-t-il.

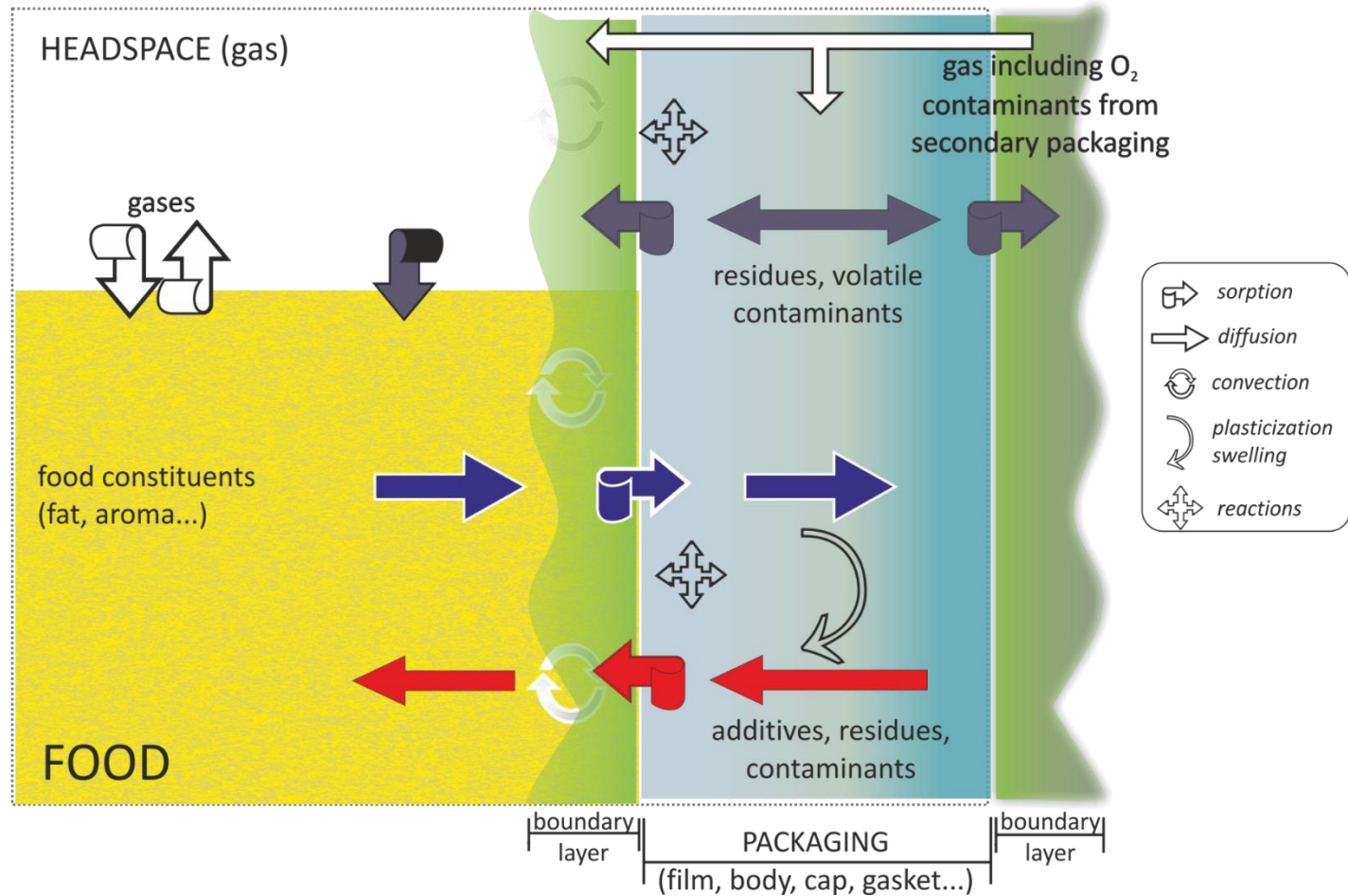




MINERAL OILS

Coupled mass transfer

between the food product and the packaging material

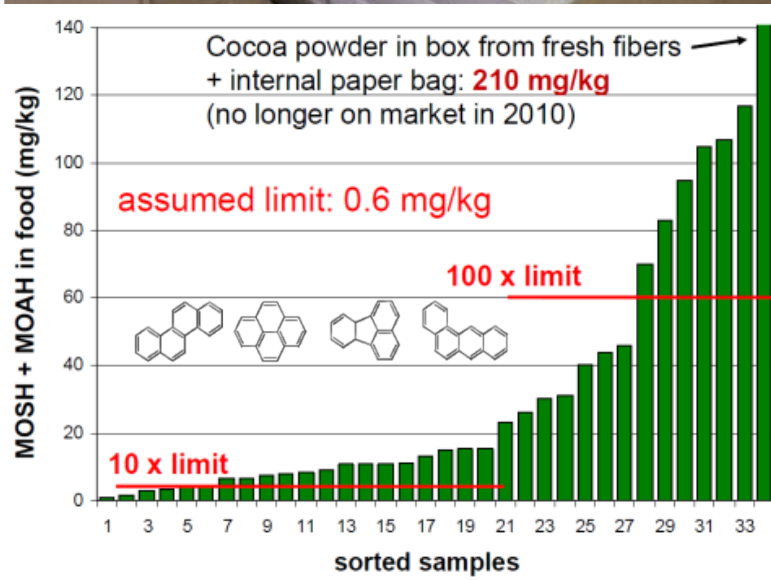


CONTEXT: EXAMPLES NOT COVERED BY SPECIFIC MEASURES: NON-SPECIFICALLY REGULATED MATERIALS, DRY AND AQUEOUS FOOD FALSELY CONSIDERED SAFE

CONTAMINATION OF NOODLES BY RECYCLED FIBERS OF SECONDARY PACKAGING

After 65 days of contact, **6.1 mg/kg** of paraffins found in noodles stored in boxes in top and bottom positions. Estimated migration at shelf life (2 years) : **10 mg/kg**

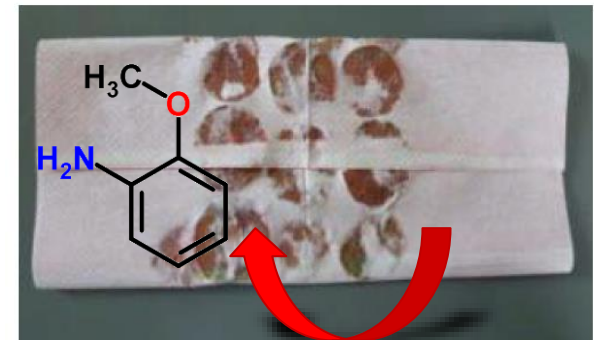
(Biedermann *et al.*, 2011; Packaging Technol & Sci 2011, 24, 281-290)



CONTAMINATION OF FRESH FRUITS BY PRINTED TABLE NAPKIN

Migration of o-anisidine (primary aromatic amine): printed paper **17.5 µg/l** → kiwi: **5.3 µg/l** (migration rate: **17 %**)

(Helling, 2011)






MOH SURVEY

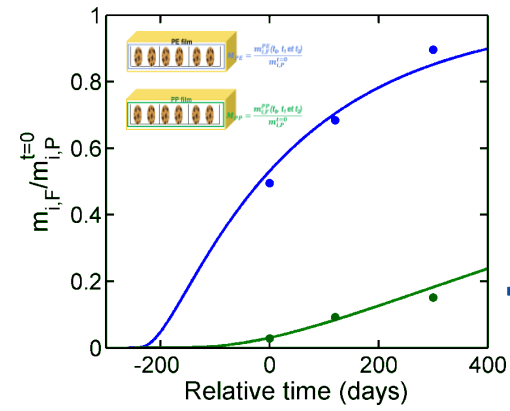
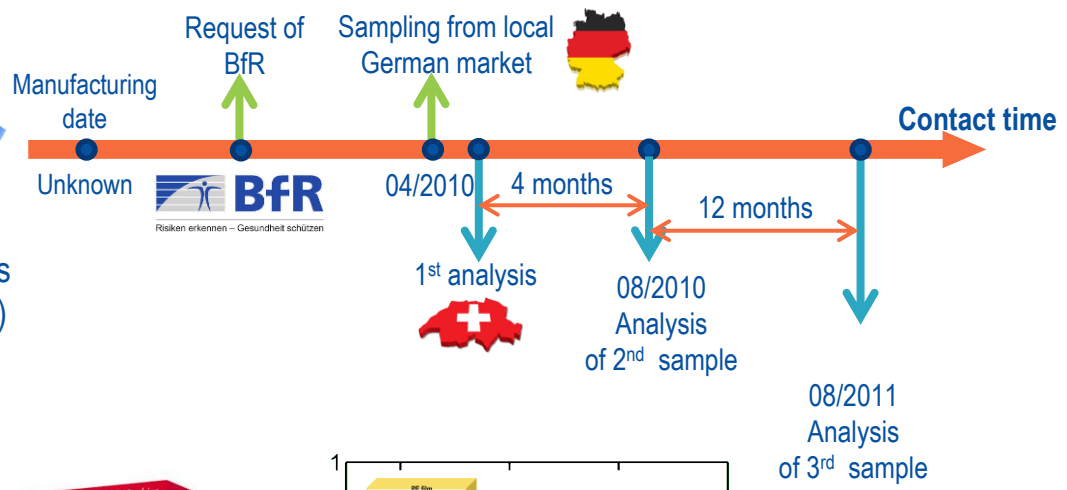
FOOD WATCH – October 2015

SOURCES DE CONTAMINATION DES ALIMENTS PAR LES HUILES MINÉRALES





119 dry food products
(3 samples/category)
Biedermann et al. (2013)

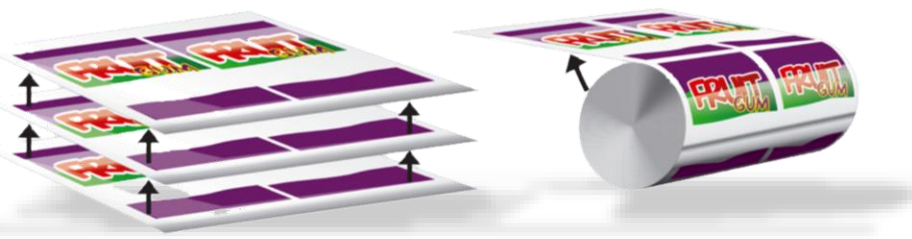


$$\frac{M_{PE}}{M_{PP}} \propto \frac{D_{i,PE}}{D_{i,PP}}$$

*Ubiquitous contaminants
Mineral Oils, Printing inks, adhesives*

• PRINTING INKS (EUPIA guidelines to be revised)

- Exclusion/Negative lists
- Recommended substances
- Purity/traceability requirements
- Migration (less than 10 ppb for non evaluated substances) and risk assessments
- Inks prepared according to GMP
- No-direct contact with food
- No “visible’ Set-off in stacks and reels



• MINERAL OILS

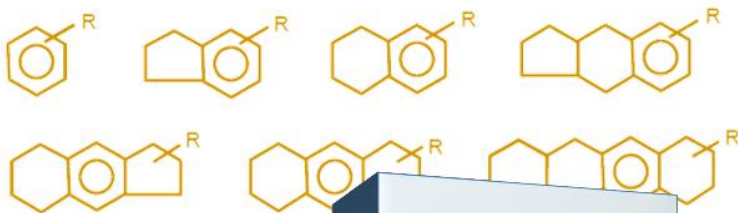
- No recycled paper or paperboard
- No MOSH below C20, migration <2 ppm for C20-C35
- Migration of MOAH (C16-C35)<0.5 ppm
- List of raw materials and production aids
- No holding/reheating above 90°C
- No microwave uses
- With internal bag



NEW RESEARCH PROJECT

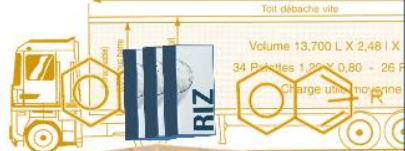
FoodSafeBioPack (2021-2024)

aromatics

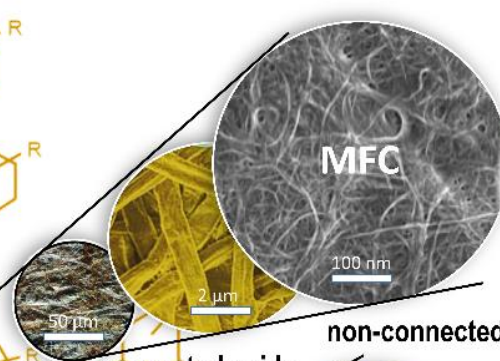


mono-aromatics

Volume 13,700 L X 2,48 l X
34 Palettes 1,20 X 0,80 - 26 P
Charge utilisée en usine




preventing leaching of toxic substances from secondary and primary packaging



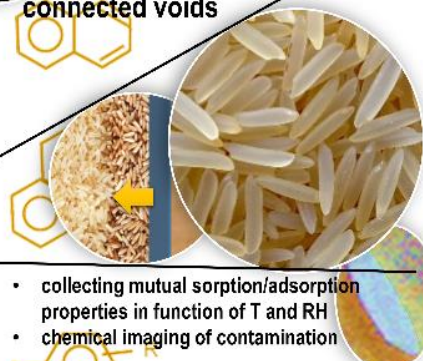
connected voids

non-connected voids

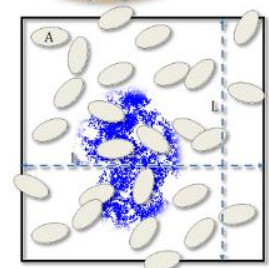

reconstructing transport properties from 3D resolved microstructures



How contaminants are released or cross paper and board?



- collecting mutual sorption/adsorption properties in function of T and RH
- chemical imaging of contamination



How contamination spreads in dry food?

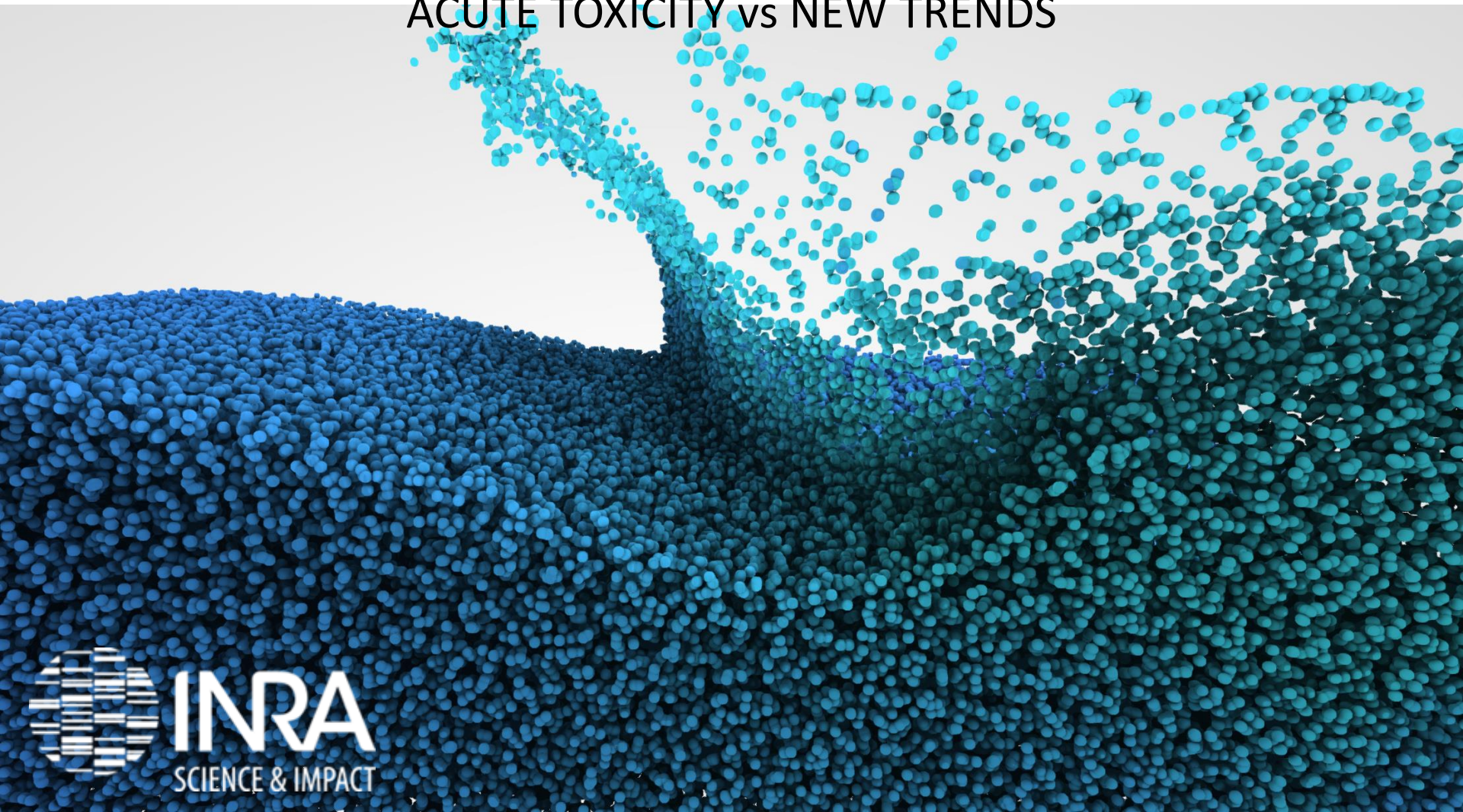
INNOVATION ON FIBROUS MATERIALS

RISK ASSESSMENT AND MANAGEMENT

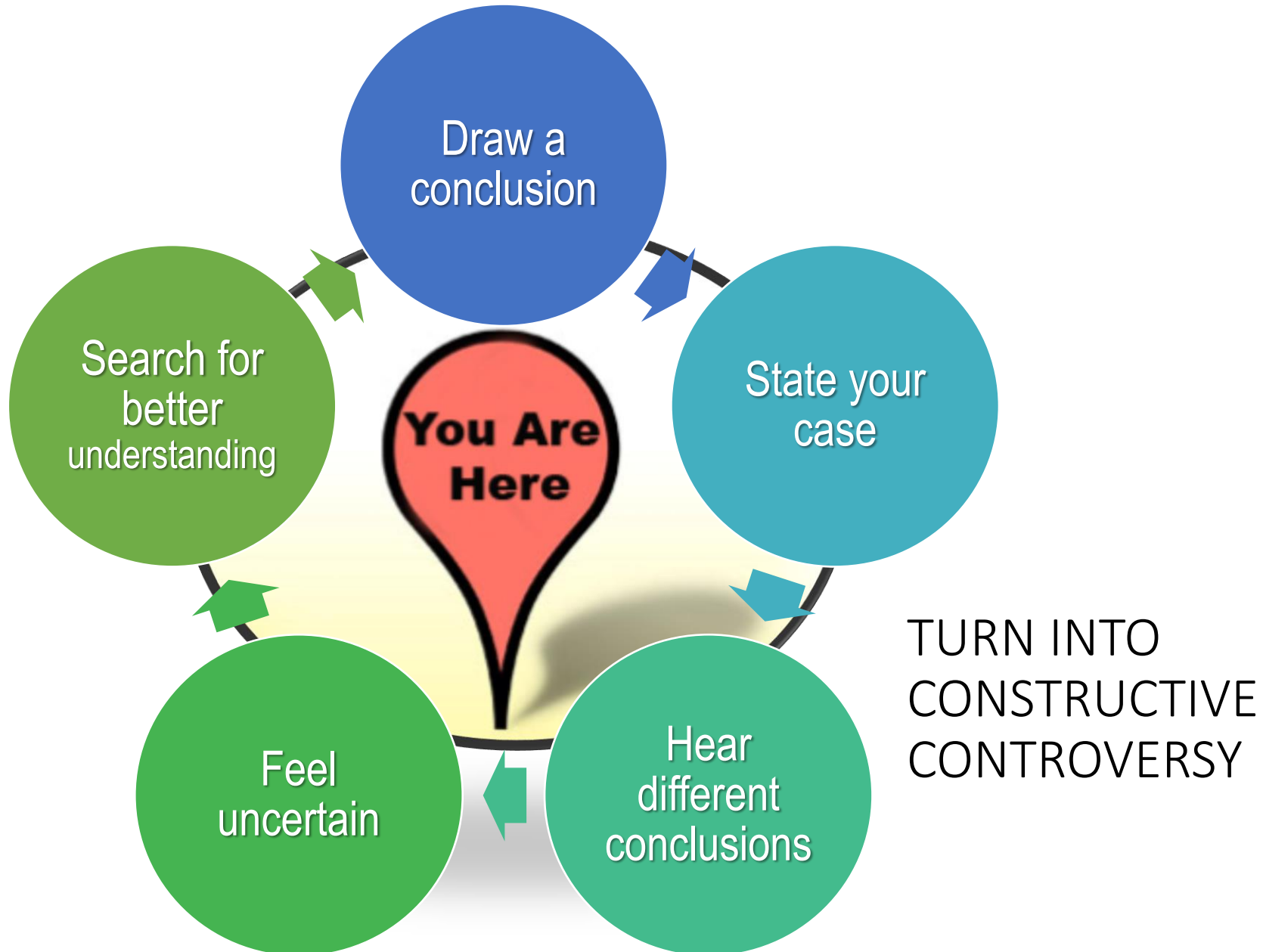
UNDERSTANDING OF BARRIER EFFECTS

TOXICITY

ACUTE TOXICITY vs NEW TRENDS



“Truth in science can be defined as the working hypothesis best suited to open the way to the next better one.”—Konrad Lorenz, Austria



Chemicals leaching into food from packaging raise safety concerns

Scientists, in BMJ paper, warn of potential long-term damage of exposure to synthetics, including formaldehyde in drinks bottles

Sarah Boseley, health editor
The Guardian, Wednesday 19 February 2014
Jump to comments (449)

Facebook Share 9786
Twitter Tweet 603
Google+ +1 73
Pinterest Pin it 18
LinkedIn Share 78
Email



Article history

- World news
Food safety
- Business
Food & drink industry
- Science
Food science · Chemistry
- Society
Health · Cancer · Diabetes
- UK news
- Environment
Pollution · Plastic bags

More news

More on this story



China's toxic air pollution resembles nuclear winter, say scientists
Air pollution now impeding photosynthesis and potentially wreaking havoc on country's food supply, experts warn

Air pollution: European commission launches legal action against the UK

Air pollution: how big a problem is it for



Packaged burger and chips. Synthetic chemicals in packaging include phthalates, known to disrupt hormone production. Photograph: Martin Godwin for the Guardian

Synthetic chemicals which are used in the processing, packaging and storing of the food we eat could be doing long-term damage to our health, environmental scientists warn.

The concerns have been raised in the Journal of Epidemiology and Community Health, part of the British Medical Journal group.

The scientists claim that tiny amounts of synthetic chemicals leach into food. While these minute quantities in themselves do no harm, no one knows how safe we are from a lifetime's exposure to the chemicals, such as formaldehyde, through eating food previously wrapped or stored in plastics.

In a commentary piece in the journal the scientists note that some of the chemicals that could cause concern are regulated but this does not prevent their being used widely in food packaging. They say that people who eat packaged or processed foods are likely to be chronically exposed to low levels of these substances throughout their lives.

Far too little is known about the long-term impact and especially about our exposure to such chemicals at critical points in human development, such as in the womb and during early childhood.



Geoffrey Kabat
Contributor

FOLLOW

I write about the science and politics of health risks.
full bio --



OPENED 8/20/2013 @ 8:00AM | 13,109 views

How Abysmal Scientific Research Is Used To Scare America's Parents

14 comments, 2 called-out + Comment Now + Follow Comments

Much that is published in scientific journals is of astonishingly poor quality.

We have become accustomed to a steady barrage of reports of hazards lurking in our environment that MAY pose a threat our [health](#) and that of our children.

These include, among others, low-level radiation exposure from nuclear power plants and nuclear waste; possible water contamination from hydraulic fracturing; and exposure to a wide range of chemicals, including pesticides and industrial pollutants, in food, water, air, and consumer products.

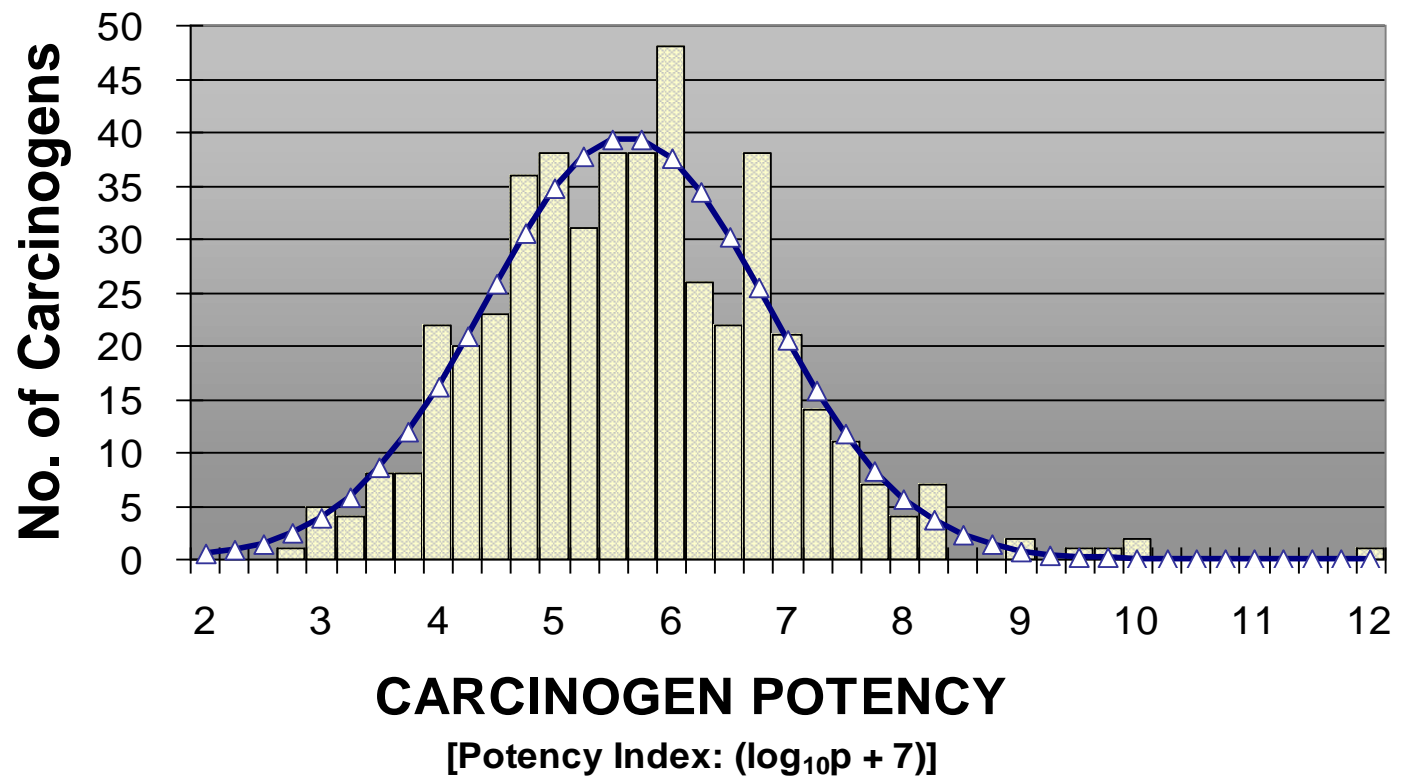
Potential hazards like these need to be studied and will be studied, but the public needs to realize that much that is published in scientific journals, and even in reputable journals, can be of astonishingly poor quality and is of absolutely no relevance to non-researchers. But, far from these papers being ignored, they often get seized on by the media and high-lighted as if they provided serious, actionable evidence of a hazard.

How can this happen? How do mediocre or plain-wrong studies get accepted for publication in scientific journals? In essence the explanation is simple. Scientists and scientists-in-training need to find questions to work on and need to publish their results in order to put themselves on the map and to advance in their careers. Journals want to publish articles on topics that appear to be important and that will engage readers.

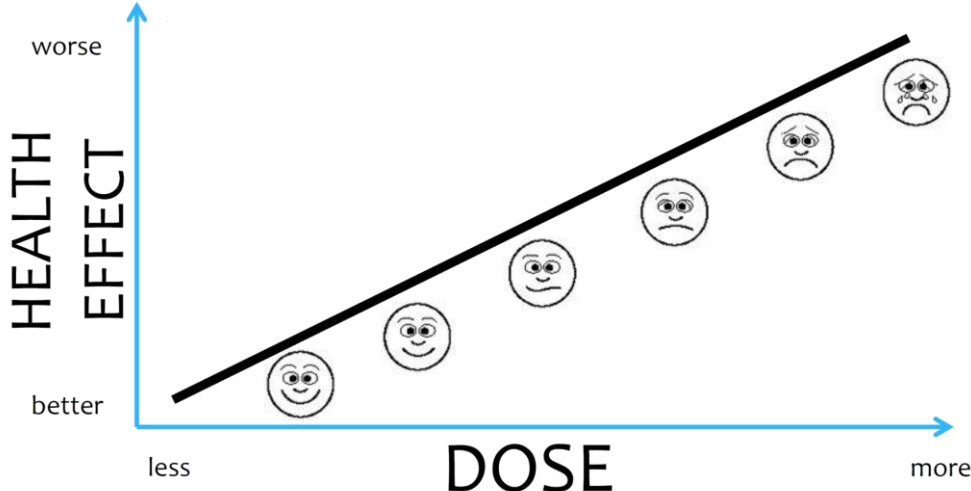
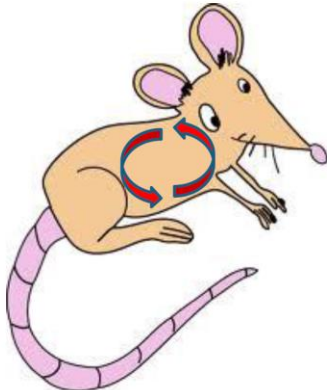
← CONFERENCES AND MORE



CARCINOGEN POTENCIES Doses at a Constant Risk



ACUTE TOXICOLOGY



Reference Dose

NOAEL

LOAEL

Max Tolerated Intake

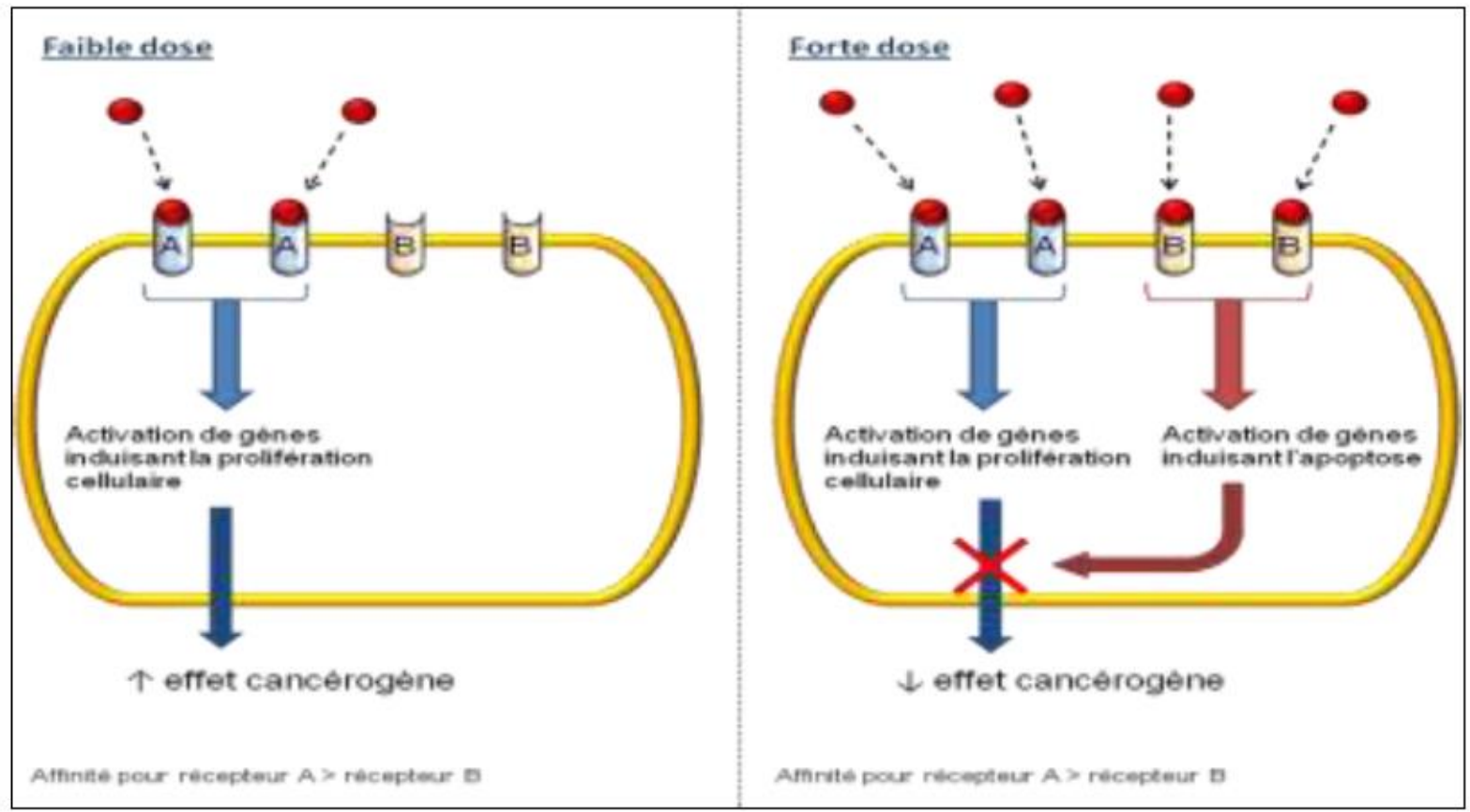
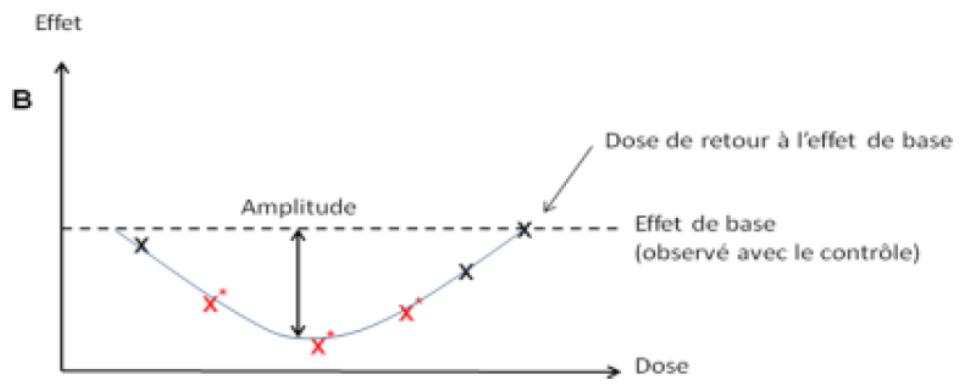
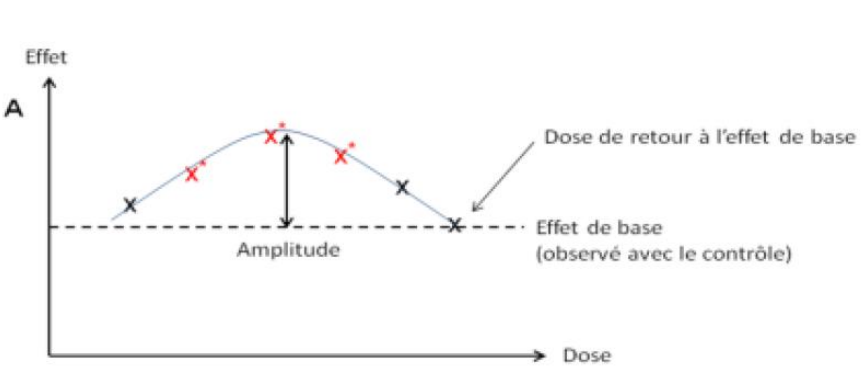


Figure 3 : Equilibre entre effets prolifératifs et pro-apoptotiques selon la dose

Hormones and Endocrine-Disrupting Chemicals: Low-Dose Effects and Nonmonotonic Dose Responses

Laura N. Vandenberg, Theo Colborn, Tyrone B. Hayes, Jerrold J. Heindel, David R. Jacobs, Jr., Duk-Hee Lee, Toshi Shioda, Ana M. Soto, Frederick S. vom Saal, Wade V. Welshons, R. Thomas Zoeller, and John Peterson Myers

Center for Regenerative and Developmental Biology and Department of Biology (L.N.V.), Tufts University, Medford, Massachusetts 02155; The Endocrine Disruption Exchange (T.C.), Paonia, Colorado 81428; Laboratory for Integrative Studies in Amphibian Biology (T.B.H.), Molecular Toxicology, Group in Endocrinology, Energy and Resources Group, Museum of Vertebrate Zoology, and Department of Integrative Biology, University of California, Berkeley, California 94720; Division of Extramural Research and Training (J.J.H.), National Institute of Environmental Health Sciences, National Institutes of Health, U.S. Department of Health and Human Services, Research Triangle Park, North Carolina 27709; Division of Epidemiology and Community Health (D.R.J.), School of Public Health, University of Minnesota, Minneapolis, Minnesota 55455; Department of Preventive Medicine (D.-H.L.), School of Medicine, Kyungpook National University, Daegu 702-701, Korea; Molecular Profiling Laboratory (T.S.), Massachusetts General Hospital Center for Cancer Research, Charlestown, Massachusetts 02129; Department of Anatomy and Cellular Biology (A.M.S.), Tufts University School of Medicine, Boston, Massachusetts 02111; Division of Biological Sciences (F.S.v.S.) and Department of Biomedical Sciences (W.V.W.), University of Missouri-Columbia, Columbia, Missouri 65211; Biology Department (T.Z.), University of Massachusetts-Amherst, Amherst, Massachusetts 01003; and Environmental Health Sciences (J.P.M.), Charlottesville, Virginia 22902

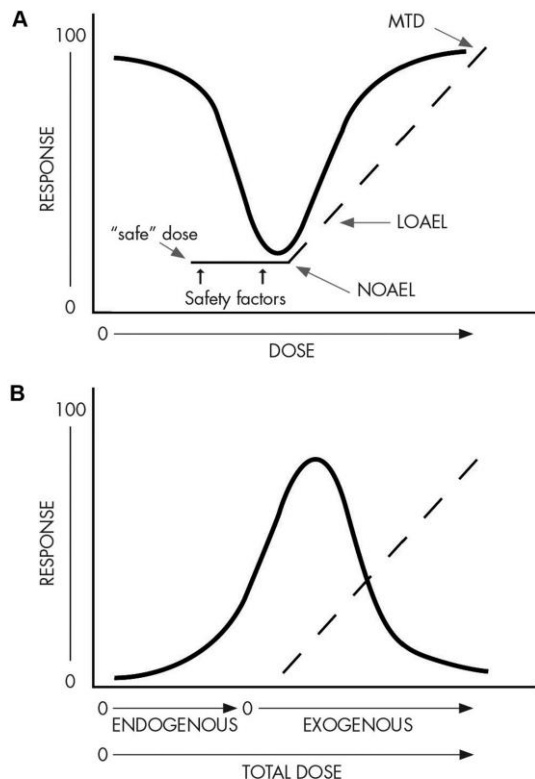


TABLE 1. Low-dose definitions and cutoff doses: BPA and DEHP as examples

Chemical	Estimated range of human exposures	Doses below the NOAEL	Doses below the LOAEL	Administered doses (to animals) that produce blood levels in typical humans
BPA	0.4–5 $\mu\text{g}/\text{kg} \cdot \text{d}$ (679)	No NOAEL was ever established in toxicological studies (38)	<50 $\text{mg}/\text{kg} \cdot \text{d}$ (38)	~400 $\mu\text{g}/\text{kg} \cdot \text{d}$ to rodents and nonhuman primates (4, 253)
DEHP	0.5–25 $\mu\text{g}/\text{kg} \cdot \text{d}$ (680)	<5.8 $\text{mg}/\text{kg} \cdot \text{d}$ (681, 682)	<29 $\text{mg}/\text{kg} \cdot \text{d}$ (681, 682)	Unknown

Estimates of human exposure are made from consumer product consumption data but do not take into account that there are unknown sources of these chemicals. DEHP, Bis(2-ethylhexyl) phthalate.

• LOW-DOSE EFFECT SUBSTANCES

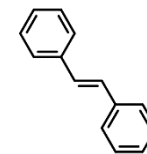
Hormones and Endocrine-Disrupting Chemicals: Low-Dose Effects and Nonmonotonic Dose Responses

Laura N. Vandenberg, Theo Colborn, Tyrone B. Hayes, Jerrold J. Heindel, David R. Jacobs, Jr., Duk-Hee Lee, Toshi Shioda, Ana M. Soto, Frederick S. vom Saal, Wade V. Welshons, R. Thomas Zoeller, and John Peterson Myers

Center for Regenerative and Developmental Biology and Department of Biology (L.N.V.), Tufts University, Medford, Massachusetts 02155; The Endocrine Disruption Exchange (T.C.), Paonia, Colorado 81428; Laboratory for Integrative Studies in Amphibian Biology (T.B.H.), Molecular Toxicology, Group in Endocrinology, Energy and Resources Group, Museum of Vertebrate Zoology, and Department of Integrative Biology, University of California, Berkeley, California 94720; Division of Extramural Research and Training (J.J.H.), National Institute of Environmental Health Sciences, National Institutes of Health, U.S. Department of Health and Human Services, Research Triangle Park, North Carolina 27709; Division of Epidemiology and Community Health (D.R.J.), School of Public Health, University of Minnesota, Minneapolis, Minnesota 55455; Department of Preventive Medicine (D.-H.L.), School of Medicine, Kyungpook National University, Daegu 702-701, Korea; Molecular Profiling Laboratory (T.S.), Massachusetts General Hospital Center for Cancer Research, Charlestown, Massachusetts 02129; Department of Anatomy and Cellular Biology (A.M.S.), Tufts University School of Medicine, Boston, Massachusetts 02111; Division of Biological Sciences (F.S.v.S.) and Department of Biomedical Sciences (W.V.W.), University of Missouri-Columbia, Columbia, Missouri 65211; Biology Department (T.Z.), University of Massachusetts-Amherst, Amherst, Massachusetts 01003; and Environmental Health Sciences (J.P.M.), Charlottesville, Virginia 22902

TABLE 4. Select examples of EDCs whose potential low-dose effects on animals remain to be studied

Chemical	Use	EDC action	Low-dose cutoff
Antiseptics and preservatives			
Butyl paraben	Preservative (cosmetics)	Estrogenic, antiandrogenic	2 mg/kg · d (EPA)
Propyl paraben	Antimicrobial preservative found in pharmaceuticals, foods, cosmetics, and shampoos	Estrogenic activity	LOAEL 10 mg/kg · d, NOEL 6.5 mg/kg · d (Europa)
Cosmetics and personal care products			
2,4-Dihydroxybenzophenone	UV absorber in polymers, sunscreen agent	Estrogenic activity	Not identified
3-Benzylidene camphor	UV blocker used in personal care products	Estrogenic activity	0.07 mg/kg · d (710)
4,4'-Dihydroxybenzophenone	UV light stabilizer used in plastics, cosmetics, adhesives, and optical fiber	Estrogenic activity	Not identified
Benzophenone-2	Used in personal care products such as aftershave and fragrances	Estrogenic activity, changes in T ₄ , T ₃ , and TSH levels, alterations in cholesterol profile	NOEL 10–333 mg/kg · d (711)
Benzophenone-3	UV filter	Estrogenic, PPAR γ activator	200 mg/kg · d (Europa)
Multiple use (other)			
Melamine	Flame-retardant additive and rust remover; used to make laminate, textile, and paper resins; metabolite of cyromazine	Affects voltage-gated K ⁺ and Na ⁺ channels and Ca ²⁺ concentrations in hippocampal neurons	63.0 mg/kg · d (FDA)
Resorcinol	Used in the manufacturing of cosmetics, dyes, flame retardants, hair dye formulations, pharmaceuticals, skin creams, and tires	Alters T ₄ and TSH levels	80.00 mg/kg · d (Europa)
Pesticides			
Aldrin ^a	Insecticide	Estrogenic activity	0.025 mg/kg · d (Health Canada)
Alachlor	Herbicide	Decreases serum T ₄ , binds PR, weakly binds ER	1 mg/kg · d (EPA)
Amitrole	Herbicide	Decreases thyroid hormone	0.12 mg/kg · d (FAO)
Bitertanol	Fungicide	Alters aromatase	30 mg/kg · d (EPA)
Carbendazim	Fungicide	Affects FSH, LH, and testosterone levels; alters spermatogenesis and Sertoli cell morphology	8 mg/kg · d (712)
Diazinon	Insecticide	Alters glucocorticoids	0.065 mg/kg · d (CDC)
Endrin ^a	Insecticide	Stimulates glucocorticoid receptor	0.025 mg/kg · d (CDC)
Fenoxycarb	Insecticide	Alters acetylcholinesterase	260 mg/kg · d (CDC)
Mirex ^a	Insecticide	Decreases testosterone levels	0.075 mg/kg · d (CDC)
Zineb	Fungicide	Alters T ₄ and dopamine levels	LOAEL 25 mg/kg · d (EPA)
Ziram	Fungicide	Alters norepinephrine levels	1.6 mg/kg · d (EPA)
Resins			
Bisphenol F	Used in polycarbonates	Alters T ₄ , T ₃ , and adiponectin levels, has estrogenic activity	LOAEL 20 mg/kg · d (713)
Styrene	Precursor to polystyrene	Alters dopamine	200 mg/kg · d (EPA)



DIETHYLSTILBESTROL

- HIGH DOSE: 10 000 PPB EXPOSURE
- LOW DOSE: 1 PPB EXPOSURE

Mise au point



Complications liées à l'exposition
in utero au diéthylstilbestrol (DES)

Distilbène®, Stilboestrol-Borne®

Actualisation 2011

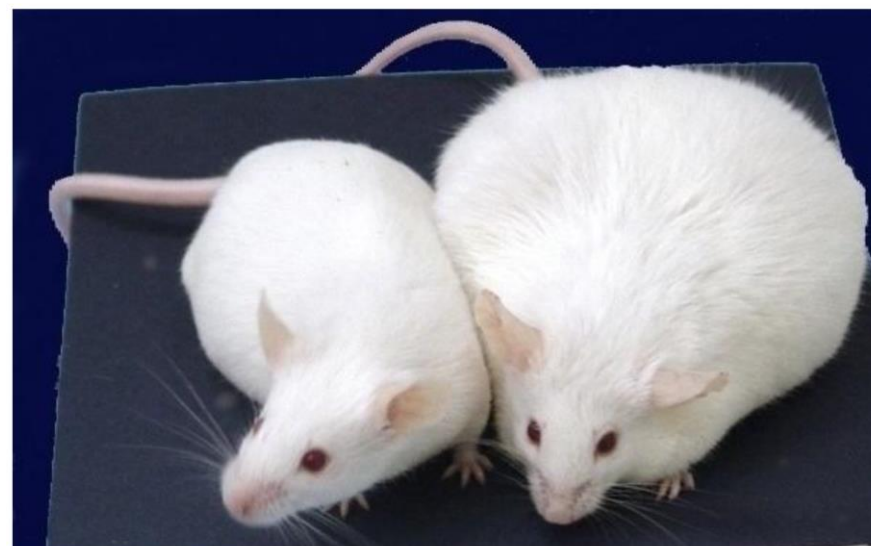
Agence française
de sécurité sanitaire
des produits de santé



Agence française de sécurité sanitaire
des produits de santé

143-147 boulevard Anatole France
F-93285 Saint-Denis Cedex

www.afssaps.fr



Newbold RR, Padilla-Banks E, Jefferson WN, Heindel JJ
2008 Effects of endocrine disruptors on obesity. *Int J Androl*
31:201–208

CONTROVERSY OF

Nat. Rev. Endocrin.
6 (2010), 237

Editorial

Nature Reviews Endocrinology 6, 237 (May 2010)

Subject Category: [Epidemiology](#)

The perils of plastic

Vicky Heath [About the author](#)

A 'round-robin' spam e-mail that is circulating on servers worldwide claims that drinking bottled water that has been left in a warm car can cause breast cancer. Is this warning just an urban myth or does it hold a grain of truth? The FDA, it seems, is erring on the side of caution; earlier this year, the organization revised its position on the safety of bisphenol A (BPA), a chemical used in the manufacture of plastics. Previously deemed safe for food-contact use, the FDA has now expressed "some concern" about the potential health risks that BPA poses to fetuses, infants and young children.

“The plastics industry has a responsibility to ensure that its products are safe...”

Is society compromising its health for the conveniences of modern living? Industrial chemicals, such as BPA, are literally everywhere: in homes, in the workplace, even the great outdoors. They cannot possibly all be avoided. Given the current recommendations of the FDA and the Endocrine Society, a multidisciplinary approach is clearly needed—one that involves scientists, clinicians, policy makers and the chemicals industry—with the aim of gathering reliable data to form the basis of national and international public-health policies. In the meantime, the use of plastics and other man-made substances should be closely monitored in groups known to be at the greatest risk. Perhaps that e-mail is not spam after all.



OF PACKAGING MATERIAL

Water Research
46(2012), 571-583



[...]

Genotoxic and estrogenic activities in PET-bottled water have been reported. Chemical mixtures in bottled water have been suggested as the source of these toxicological effects. [...]

Formaldehyde, acetaldehyde and antimony are clearly related to migration from PET into water. However, several studies have shown other theoretically unexpected substances in bottled water. The origin of these compounds has not been clearly established (PET container, cap-sealing resins, background contamination, water processing steps, NIAS, recycled PET, etc.).

[....]

ESTROGENIC COMPOUNDS FROM PET??

2 RECENT STUDIES (Italian and German) on drinking water

1) involving a recombinant yeast-based *in vitro* assay (March 2009 in *International Journal of Hygiene and Environmental Health*) → estrogenic activity was assessed in 30 PET-bottled mineral water samples. Ninety percent of the samples tested negative for estrogenic activity. Of the remaining samples, most showed measurements corresponding to a range of 14–23 ng/L estradiol equivalents—similar to the estrogen burden posed by treated drinking water derived from groundwater and river water (15 and 17 ng/L estradiol equivalents, respectively).

2) Involving mud snails (*Potamopyrgus antipodarum*) (10 March 2009, *Environmental Science and Pollution Research*) → PET-housed snails produced up to twice as many embryos as glass-housed snails..

Reference = glass bottle water with same water.

The study adds to growing concerns about products that span the plastic spectrum, says Shanna Swan, an epidemiologist at the University of Rochester School of Medicine and Dentistry in New York.

"This is coming at a good time because the use of bottles for consuming water is getting very bad press now because of its carbon footprint," she says. "It's just another nail in the coffin of bottled water, the way I see it."

Wagner and a colleague used genetically engineered yeast to analyse 20 samples of mineral water. Nine samples came out of glass bottles, nine were bottled in PET plastic and two were in cardboard, juice-like boxes.

The specialised yeast, which change colour in the presence of estrogen-like compounds, revealed estrogenic activity in seven of the nine plastic bottles (and both cardboard samples), compared with just three of the nine glass ones.

Overall, Wagner says, levels of these compounds in the water were surprisingly high.

ENVIRONNEMENT | 04.03.2009 | 10h00

«Perturbateurs endocriniens : restons vigilants»

Deux études montre
bouteilles plastique
reproduction. Dange


Qu'est ce qu'un per
Jean-Pierre Cravel

peut mimer une horm
observé des problème
Depuis les années 19
molécules sur d'autre
thyroïde qui seraient l
batraciens. On se der
lipides ne pourrait pas

l'augmentation du niveau d'obésité dans les populations occidentales. Plusieurs centaines de substances sont actuellement classées parmi les perturbateurs endocriniens.

Où les trouve-t-on ?

Ces molécules sont principalement détectées dans l'eau, puis dans toute la chaîne alimentaire. De plus, comme viennent de le montrer Martin Wagner et Jörg Oehlmann de l'université Goethe de Frankfurt [1], peut-être aussi dans le plastique des bouteilles d'eau minérales en polyéthylène téréphtalate (PET).



RISK ASSESSMENT



efsa 

European Food Safety Authority



Scientific Committee

Senior scientists, with experience of work within scientific bodies, covering all disciplines across EFSA's areas of responsibility.

AHAW



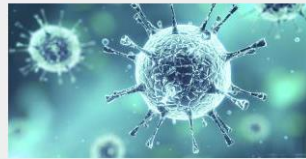
Panel on Animal Health and Welfare
Experts in toxicology, toxicity, epidemiology, chemistry, exposure assessment, and microbiology.

ANS




Panel on Food Additives and Nutrient Sources Added to Food
Experts in toxicology, toxicity, epidemiology, chemistry, exposure assessment, and microbiology.

BIOHAZ



Panel on Biological Hazards
Experts in epidemiology, microbiology, pathology, and exposure assessment.

CONTAM



Panel on Contaminants in the Food Chain

Experts in chemistry, exposure assessment, toxicology, epidemiology, and statistics

CEF



Panel on Food Contact Materials, Enzymes, Flavourings and Processing Aids

Panel on Food Contact Materials, Enzymes, Flavourings and Processing Aids

GMO



Panel on Genetically Modified Organisms
Experts in food and feed safety assessment, environmental sciences, molecular characterisation, and plant science.

NDA



Panel on Dietetic Products, Nutrition and Allergies
Experts in nutrition, human medicine, exposure assessment, toxicology

PLH



Panel on Plant Health
Experts in pest risk assessment, plant pathology, epidemiology, and ecology.

FEEDAP



Panel on Additives and Products or Substances used in Animal Feed
Experts in animal nutrition, toxicology, microbiology, exposure assessment, and

PPR



Panel on Plant Protection Products and their Residues
Experts in chemistry, toxicology,

REGULATION

EUROPE

L'ART DE CONSERVER,

8^{me} ANNÉE. — N° 19

JUILLET 1910

LA CONSERVE ALIMENTAIRE

Bulletin mensuel de Vulgarisation Théorique et Pratique de Fabrication

PARAISANT LE 15 DE CHAQUE MOIS

Rédigé par un groupe de Fabricants-Industriels et de Chefs d'Emplois de cette Industrie



Nicolas APPERT
(1750-1841)

École Nationale D'INDUSTRIE ALIMENTAIRE Nicolas Appert

COMITÉ DE DIRECTION
Bourse du Commerce
— Paris —

L'idée de la création de cette école dont nous avons été les plus fervents propagandistes vient d'être mise définitivement au point par un groupe de praticiens, de chimistes et d'agronomes distingués qui vont en assurer le fonctionnement.

L'enseignement sera tout à la fois théorique et pratique.

Dans la voie pratique, le Comité de Direction se propose, non pas d'organiser une usine de fabrication de conserves et de produits alimentaires divers, destinée à concurrencer l'industrie libre, mais de créer des laboratoires d'essais et d'enseignement que dirigera un praticien qualifié et où chaque fabricant pourra venir se documenter et concourir au progrès de la science alimentaire

Les essais théoriques seront dirigés par un technologue éminent, M. CROLOIS, chef de laboratoire à l'Institut Pasteur.

Une très large place sera réservée, dans l'enseignement à la question des machines, appareils et ustensiles employés par l'industrie alimentaire. Un ingénieur diplômé, M. RAYMOND MONOT, des usines de Diétrich, est chargé d'organiser cette partie du programme.

M. MORÉAL DE BRÉVANS, le distingué sous-directeur du laboratoire municipal, a bien voulu se charger de l'enseignement si important de la chimie appliquée à l'alimentation.

Enfin M. Ed. JACQUET, ingénieur-agronome, administrateur de l'école, occupera la chaire de professeur d'« Alimentation Commerciale ».

Ajoutons que notre bulletin transformé en revue bi-mensuelle à laquelle collaboreront désormais les personnalités ci-dessus, devient le Bulletin Officiel de l'École.

En un mot et suivant l'exemple d'autres pays, une Université nouvelle et bien moderne vient de naître en France, celle de l'Industrie Alimentaire. Cette industrie quitte ainsi, définitivement, le domaine empirique pour rentrer dans celui des sciences exactes, où elle avait

sa place déjà marquée par les exigences et le progrès sans cesse grandissants de la vie contemporaine.

Pour le Comité de Direction :
Aug. CORTHAY.

Causerie Professionnelle

par Nicolas APPERT

Méfions-nous des Conservés Étrangères

Nous donnons ci-dessous la traduction d'un extrait du passage que M. Hamel consacre à la législation et l'inspection des conserves alimentaires au Canada, dans le traité qu'il publie en ce moment. (Modern practice of canning meats) :

« Comparés avec les règlements qui régissent l'inspection des conserves alimentaires aux Etats-Unis et en Europe, ceux du Canada sont encore à l'état embryonnaire.

Pour protéger les fabricants Canadiens contre la concurrence des Etats-Unis, il était nécessaire de créer une législation, au moins sur le papier.

« Je ne parle pas ici de l'inspection des viandes fraîches qui est soumise à un groupe de savants et de vétérinaires de valeur.

« Mais l'acheteur éclairé de conserves alimentaires quelles qu'elles soient, viandes, poissons, fruits ou légumes est loin d'avoir obtenu la même sécurité.

« Le règlement en date de 1908 qui régit l'inspection des conserves alimentaires nous dit :

Aucune substance alimentaire ne doit contenir de produit nuisible, produits chimiques, colorants ou antiseptiques, et plus loin on nous dit : Il sera fourni aux Inspecteurs par les soins du Ministère de l'Agriculture les noms des antiseptiques et colorants inoffensifs dont l'emploi est permis. L'addition de tout autre empêchera le produit de recevoir l'étiquette constatant l'inspection.

« Nous comprenons bien que les chimistes du Ministère sont là pour condamner tout produit alimentaire où l'analyse révélerait la présence d'un produit chimique dangereux, mais pour ceux qui sont au courant des discussions en cours entre les hygiénistes les plus distingués du monde entier au sujet de la plus ou moins grande nocivité de tel ou tel antiseptique, la satisfaction est maigre.

« Je répète que le fabricant de conserves en boîtes n'a pas besoin d'antiseptiques pour assurer la conservation indéfinie de ses produits. La stérilisation lui suffit.

« Pourquoi donc ne pas faire comprendre au monde entier que les mots « CANADA APPROVED » de l'étiquette signifient absence entière de substances nuisibles, aussi bien dans les conserves que dans les viandes fraîches.

« Que si quelques antiseptiques sont considérés comme inoffensifs par le Ministère de l'Agriculture, pourquoi ne pas faire connaître au public comme aux fabricants le nom de ce qui est permis et de ce qui est prohibé ?

« Le règlement de 1908 ne prend nullement en considération la qualité de la soudure employée, pas plus que celle de l'acide, et il semble que sur ce point les japonais sont bien en avance sur nous lorsqu'ils donnent les commandes pour leur armée.





« Pour en finir, il semble que des instructions plus complètes auraient été pour le plus grand intérêt du fabricant lui-même, en donnant au public consommateur une garantie parfaite de sécurité. La consommation en aurait été accrue en regagnant la confiance des consommateurs qui sont peu confiants dans les conserves, généralement sans raisons, d'ailleurs. »

G. T. HAMEL, ingénieur.

L'auteur faisant une œuvre purement technique et non de polémique est évidemment très modéré. Mais pour qui lit entre les lignes et pour nous qui savons combien sont rares parmi le personnel de l'inspection les gens compétents, toutes les places étant prises par les politiciens, nous ne nous sentons pas rassurés.

YOUR ROLE

ROUTINE ASSESSMENT



		Risk balancing	Risk Tradeoff
	Scientific risk assessment	Conflict Evaluative	Conflicts cognitive, evaluative, normative
 Routine	Conflict: cognitive	Targets: 	Targets: DG SANCO, industry stakeholders 
Target: industry	Target: professional associations		
Discourse: internal	Discourse: cognitive	Discourse: reflective	Discourse: participatory
Outcome: simple	Outcome: complex	Outcome: uncertain	Outcome: ambiguous

WHAT IS RISK?

Risk is a function of perception and representation



REGULATION=TRANSFER OF RESPONSABILITIES



EXPERTISE, DIAGNOSIS





FOOD

https://ec.europa.eu/food/safety/chemical_safety/food_contact_materials_en

European Commission > Food Safety > Food > Chemical safety > Food Contact Materials



HEALTH

FOOD

ANIMALS

PLANTS

AMR

CHEMICAL SAFETY

Contaminants

Residues of Veterinary Medicines

Hormones in Meat

Pesticide Residues

Food Contact Materials

Legislation

Authorisations

Non-harmonised

Consultation



ALL TOPICS

Food Contact Materials

Food comes into contact with many materials and articles during its production, processing, storage, preparation and serving, before its eventual consumption. Such materials and articles are called **Food Contact Materials (FCMs)**. Food contact materials are either intended to be brought into contact with food, are already in contact with food, or can reasonably be brought into contact with food or transfer their constituents to the food under normal or foreseeable use. **This includes direct or indirect contact.** Examples include:

- containers for transporting food
- machinery to process food
- packaging materials
- kitchenware and tableware

The term **does not cover fixed public or private water supply equipment.**

FCMs should be sufficiently inert so that their constituents neither adversely affect consumer health nor influence the quality of the food. To ensure the safety of FCMs, and to facilitate the free movement of goods, EU law provides for binding rules that business operators must comply with.

The EU Rules on food contact materials can be of general scope, i.e. apply to all FCMs or apply to specific materials only. EU law may be complemented with Member States national legislation if specific EU rules do not exist.

The safety of FCM is evaluated by the **European Food Safety Authority (EFSA)**. At EFSA's website you can search for [opinions on substances to be used in food contact materials](#).



The safety of Food Contact Materials is tested by the business operators placing them on the market, and by the competent authorities of the Member States during official controls. Scientific knowledge and technical competence on testing methods is being maintained by the **European Reference Laboratory for Food Contact Materials (EURL-FCM)**. Its website provides guidelines and other resources concerning the testing of food contact materials.

Principles for EU legislation

Union legislation on food contact materials at EU level aims to:

- Protect consumers' health
- Ensure the effective functioning of the internal market

Contacts

- SANTE-fcm@ec.europa.eu
- National authorities  
- European professional organisations
- European Reference Laboratory on Food Contact Materials (EURL-FCM)
- European Food Safety Authority

Training

For government officials engaged in food and feed safety inspection of selected countries training on food contact materials is provided free of charge under **BTSF**. Also refer to the **European Training Platform for Safer Food**.

 Share








RELATED LINKS

- [Food Contact Materials Database](#)
- [Multi-language versions of brochures and guidance](#)

RELATED DOCUMENTS

- [EU guidelines on conditions and procedures for the import of polyamide and melamine kitchenware originating in or consigned from China and Hong Kong](#) 
- [EU Guidance to the Commission Regulation \(EC\) No 450/2009 on active and intelligent materials and articles intended to come into contact with food](#) 

QUICK LINKS

-  Rapid Alert for Food and Feed (RASFF)
-  Health and food audits and analysis
-  European Food Safety Authority (EFSA)
-  Better Training for Safer Food (BTSF)
-  E-News
-  Events
-  Videos

Legislation

I. General legislation

The framework Regulation

Regulation (EC) No 1935/2004 provides a harmonised legal EU framework. It sets out the general principles of safety and inertness for all Food Contact Materials (FCMs).

The principles set out in Regulation (EC) No 1935/2004 require that materials do not:

- Release their constituents into food at levels harmful to human health
- Change food composition, taste and odour in an unacceptable way

Moreover, the framework provides:

- for special rules on active and intelligent materials (they are by their design not inert)
- powers to enact additional EU measures for specific materials (e.g. for plastics)
- the procedure to perform safety assessments of substances used to manufacture FCMs involving the **European Food Safety Authority**
- rules on labelling including an indication for use (e.g. as a coffee machine, a wine bottle, or a soup spoon) or by reproducing the appropriate symbol. For more information, please refer to the following document on [Symbols for labelling food contact materials](#).
- for compliance documentation and traceability

Regulation on Good Manufacturing Practices

Regulation (EC) No 2023/2006 ensures that the manufacturing process is well controlled so that the specifications for FCMs remain in conformity with the legislation:

- premises fit for purpose and staff awareness of critical production stages
- documented quality assurance and quality control systems maintained at the premises, and
- selection of suitable starting materials for the manufacturing process with a view to the safety and inertness of the final articles

Good manufacturing rules apply to all stages in the manufacturing chain of food contact materials, although the production of starting materials is covered by other legislation.

II. EU legislation on specific materials

In addition to the general legislation, certain FCMs — ceramic materials, regenerated cellulose film, plastics (including recycled plastic), as well as active and intelligent materials — are covered by specific EU measures. There are also specific rules on some starting substances used to produce FCMs.

[\[Expand All\]](#)

Plastic Materials 

Active and Intelligent Materials 

Recycled Plastic Materials 

Ceramics 

Regenerated Cellulose Film 

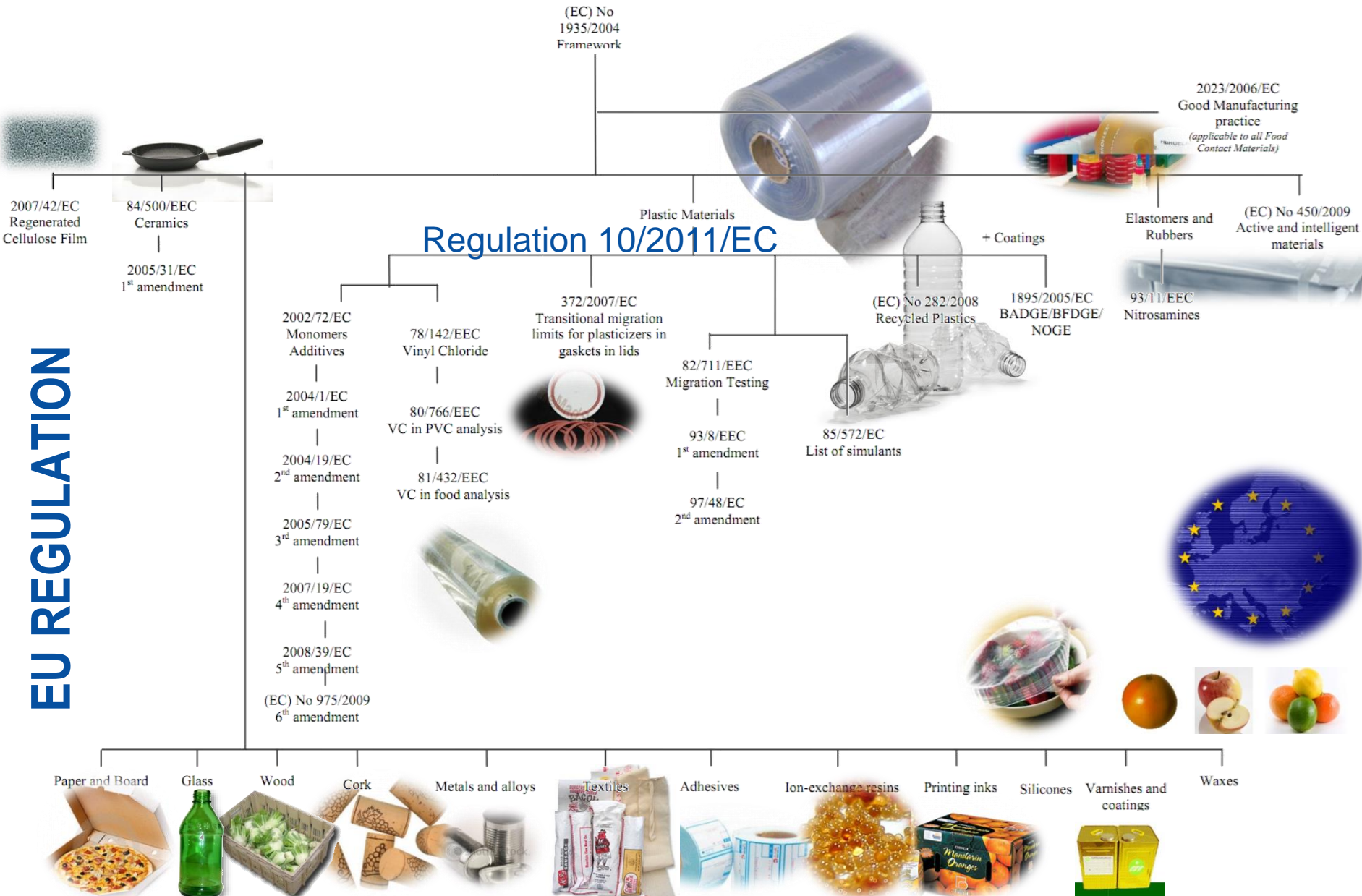
III. Other Legislation

Legislation on Specific Substances

- Regulation 1895/2005/EC - restricting use of certain epoxy derivatives in materials and articles intended to come into contact with food
- Directive 93/11/EEC - release of N-nitrosamines and N-nitrosatable substances from rubber teats and soothers

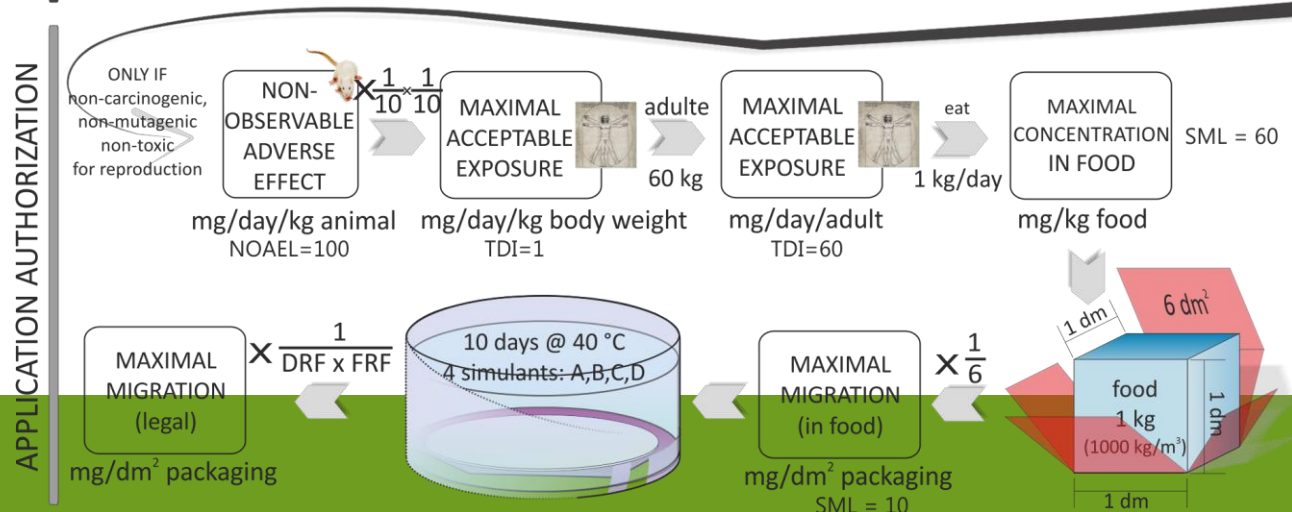
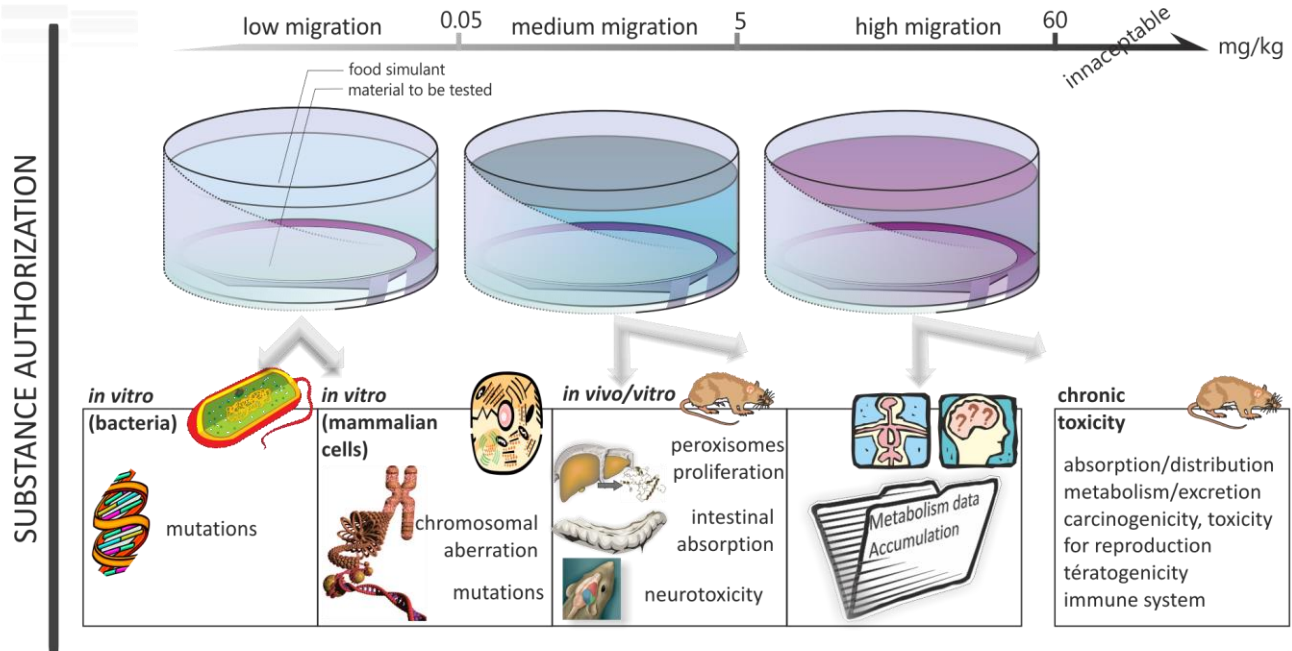
Overview of Community legislation (last update 20/10/2009)

EU REGULATION



SPECIFIC RULES FOR PLASTICS

COMPLIANCE ISSUES



Risk assessment vs risk management

502 substances (including 230 monomers and 272 additives) among the 937, which are positively listed in EU directives on plastics in contact with food, are subjected to (SML)

EFSA:

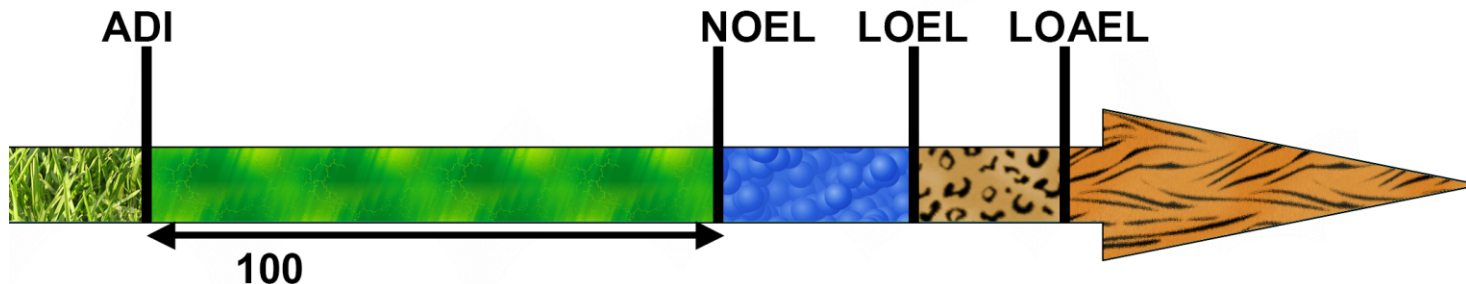
Risk Assessment

$ADI = NOEL/100$ (per kg body weight)

DG SANCO:

Risk Management

$SML = 60 * ADI$ (mg intake per person per day from an assumed 1 kg packaged food)



ADI = Acceptable Daily Intake
SML = Specific Migration Level

NOEL = No Observed Effect Level
LOEL = Lowest Observed Effect Level
LOAEL = Lowest Observed Adverse Effect Level

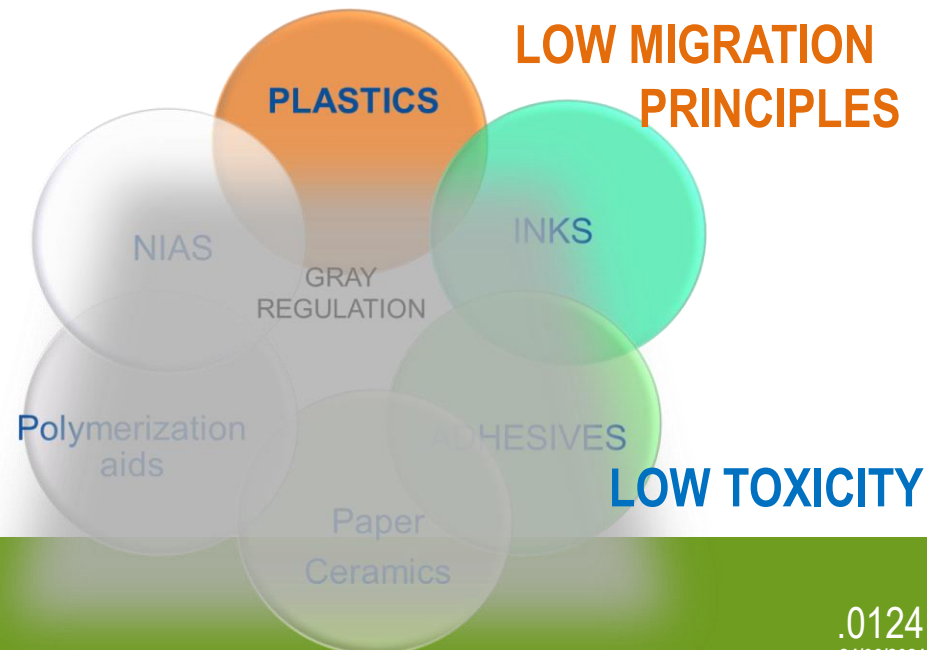
SPECIFIC EU RULES FOR PLASTICS FOR FOOD CONTACT

Materials can be regulated alone or in combination with other materials

- list of substances
- purity standard for substances
- **overall migration limits: OML**
(60 mg/kg or 10 mg/dm²)
- **specific migration limits: SML**
- other rules ensuring safety and inertness
- **compliance, sampling, analytical methods, migration modeling**
- traceability
- declaration of compliance

Plastic materials


- exclusively plastics
- Plastic multilayers or layers tied with adhesives
- Plastic layers, coatings forming gaskets
- Plastic layers in multi-materials






CHAINED STEPS, COMBINED MATERIALS

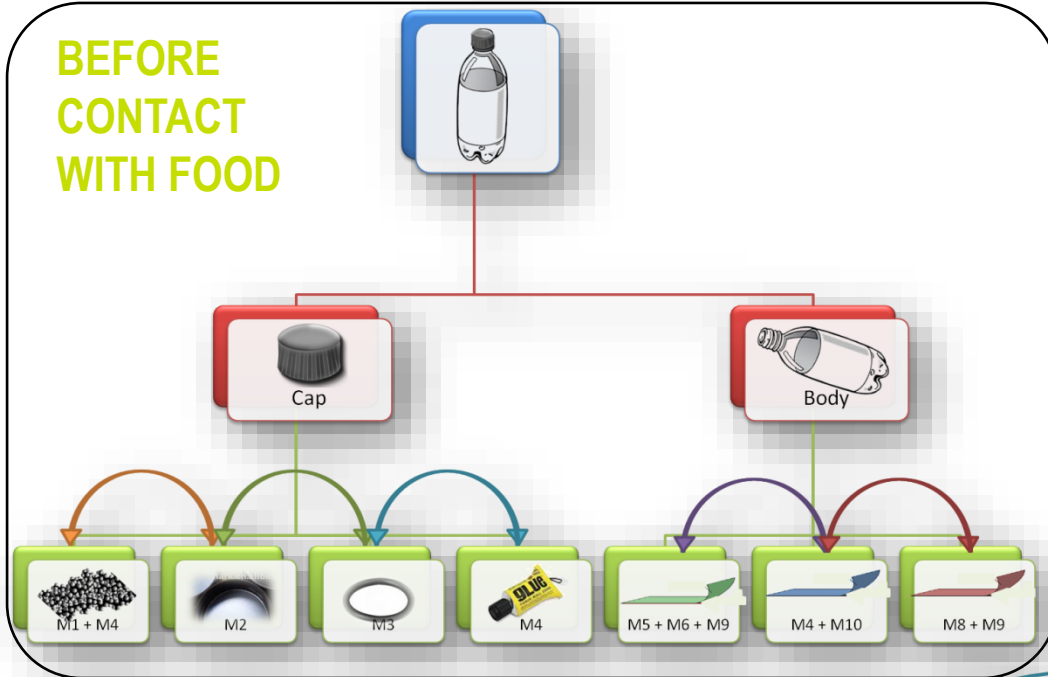
Supply chain



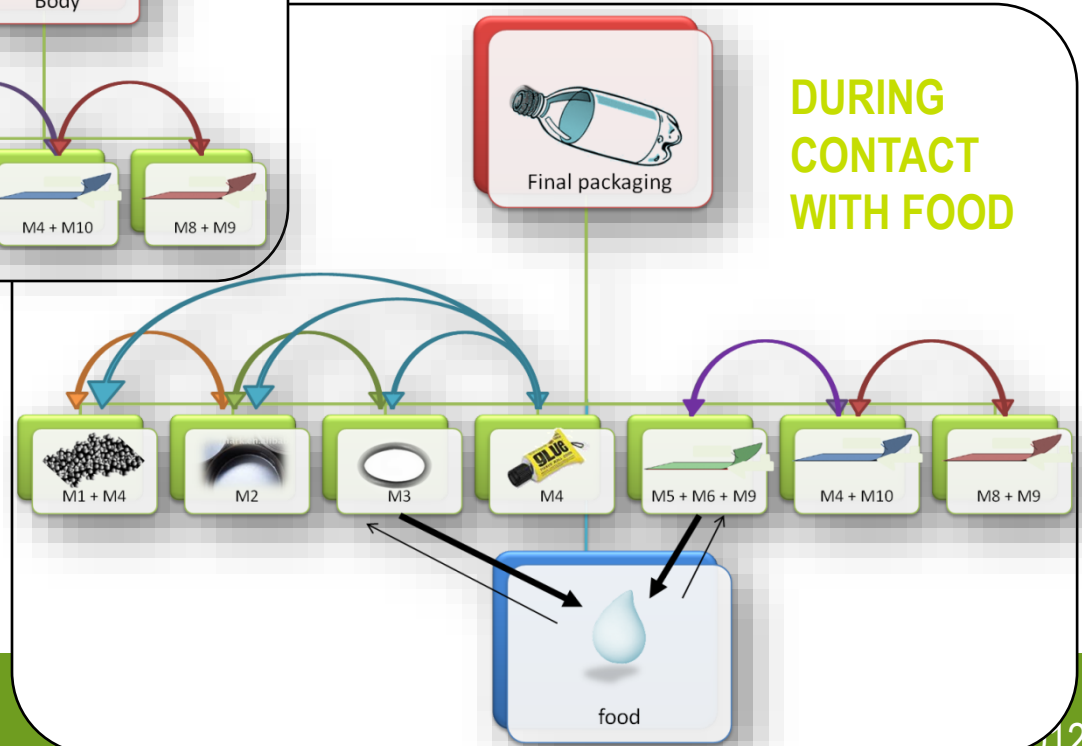
CROSSED-MASS TRANSFER BETWEEN MATERIALS



BEFORE CONTACT WITH FOOD

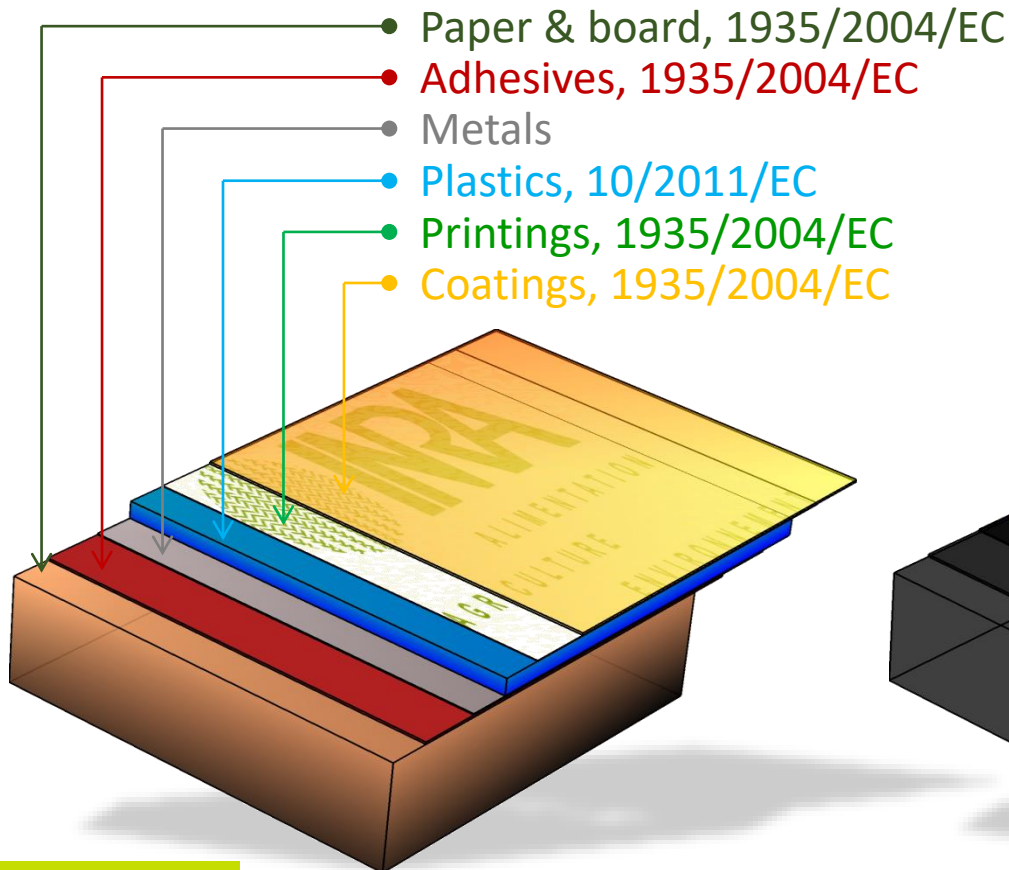


DURING CONTACT WITH FOOD



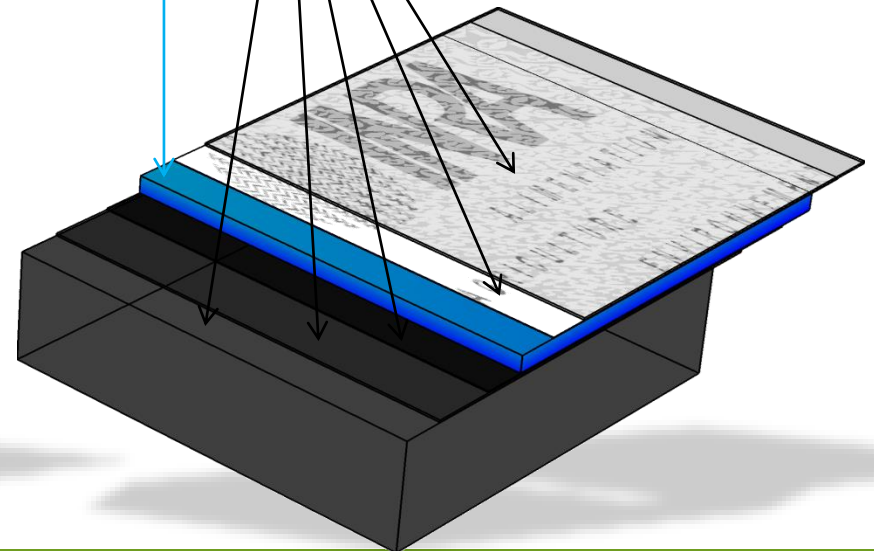
HETEROGENEOUS EU REGULATIONS

Variable concepts

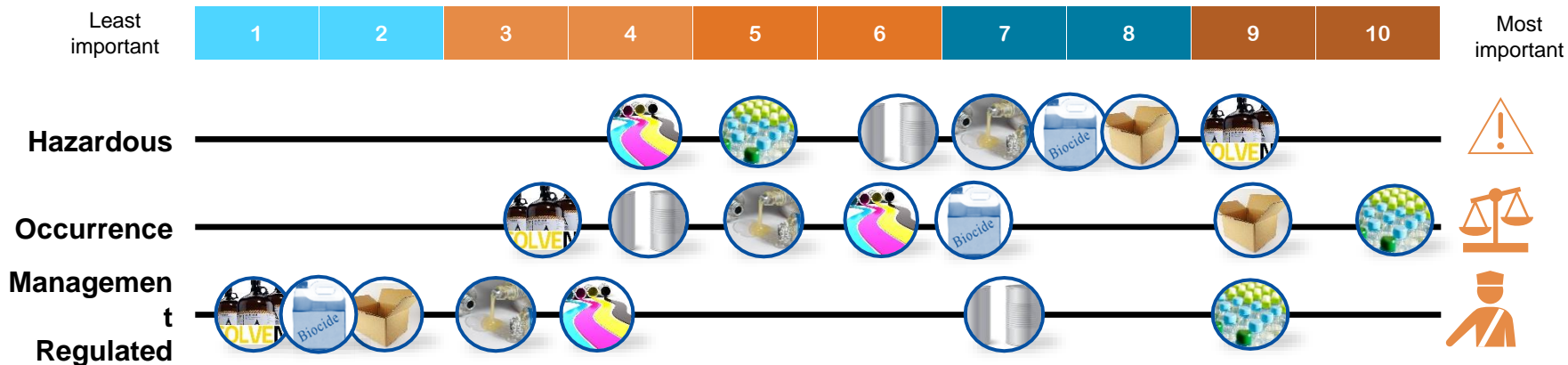


**POSITIVE LIST (LOW TOXICITY:
monomers, additives)
LOW MIGRATION**

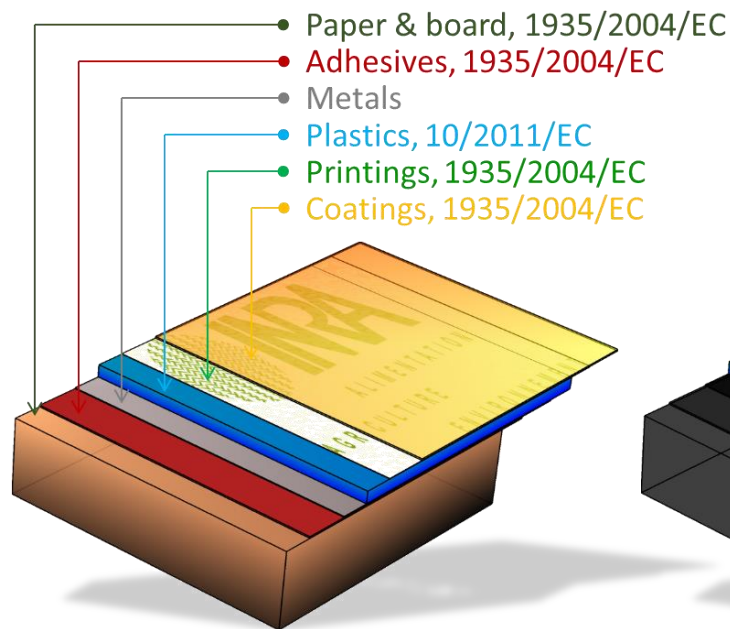
**GENERAL REQUIREMENT:
MUST NOT ENDANGER
HUMAN HEALTH**



17 groups of materials listed in Annex 1 of regulation 1935/2004/EC are still not covered by specific measures. They must be produced according to **Good Manufacturing Practices** (Regulation 2023/2006/EC) incl. 3 pillars: quality assurance system, quality control system, documentation.

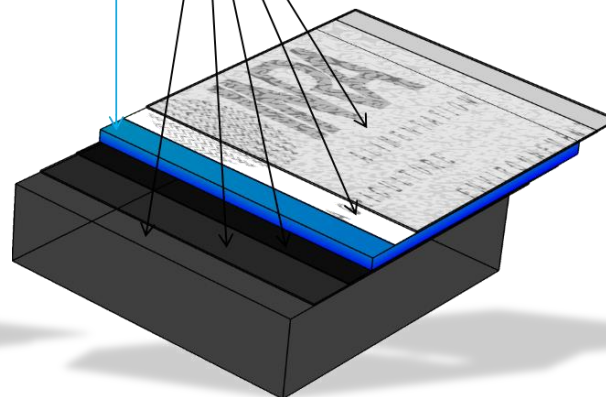


- Plastics
- Printing inks
- Adhesives
- Solvents, polymerization aids, Biocides
- Coatings
- Paper and board



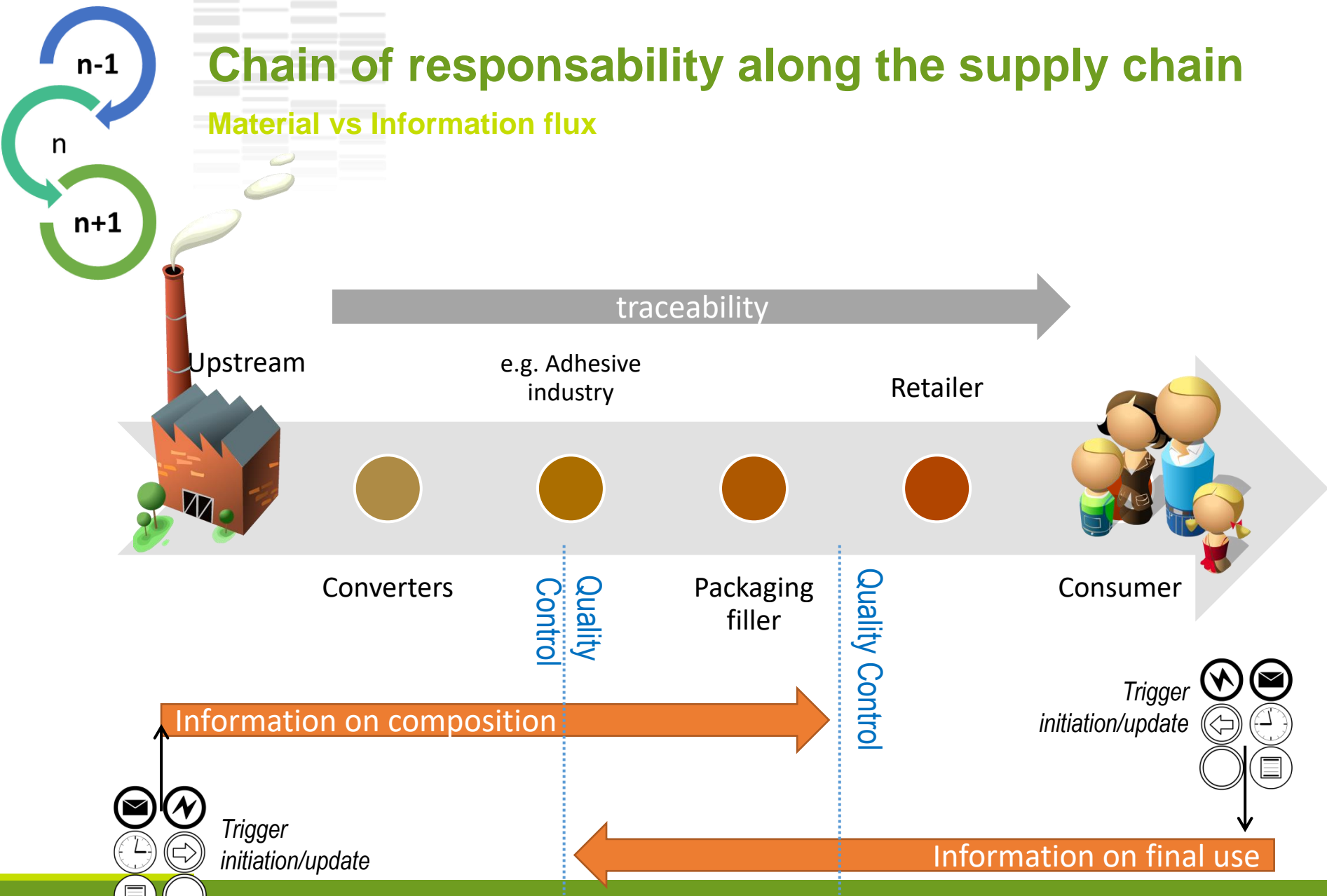
**POSITIVE LIST (LOW TOXICITY:
monomers, additives)
LOW MIGRATION**

**GENERAL REQUIREMENT:
MUST NOT ENDANGER
HUMAN HEALTH**




Chain of responsibility along the supply chain



Material vs Information flux



DIFFUSION IN POLYMERS

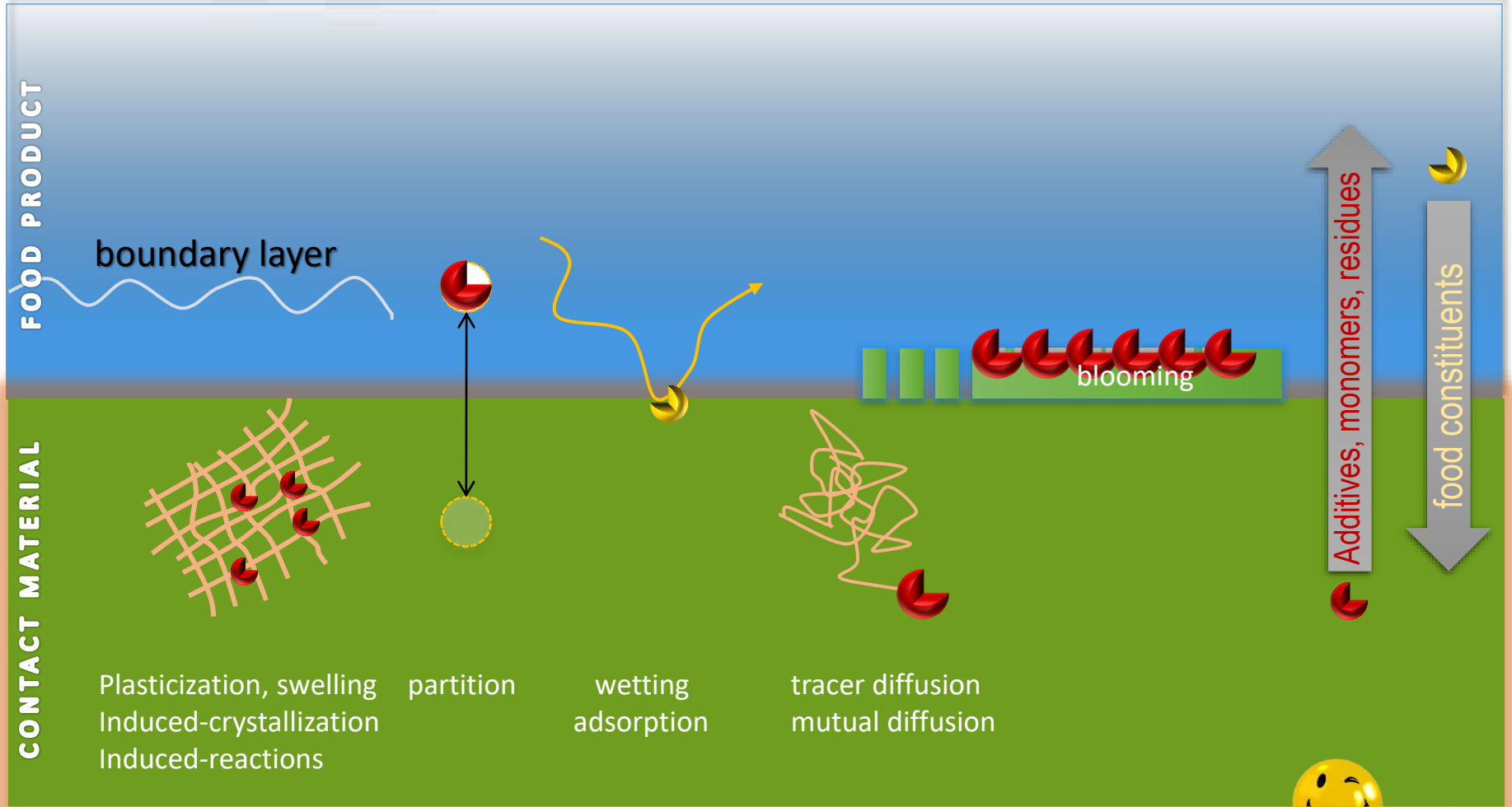
OVERVIEW, BARRIER PROPERTIES, MIGRATION ISSUES



 additive
 food constituent

MIGRATION ISSUES

CROSSED MASS TRANSFER OF FOOD CONTACT MATERIALS AND FOOD CONSTITUENTS









D small

D large




$t_0 = 0$ hour



$t_1 = 10$ hours



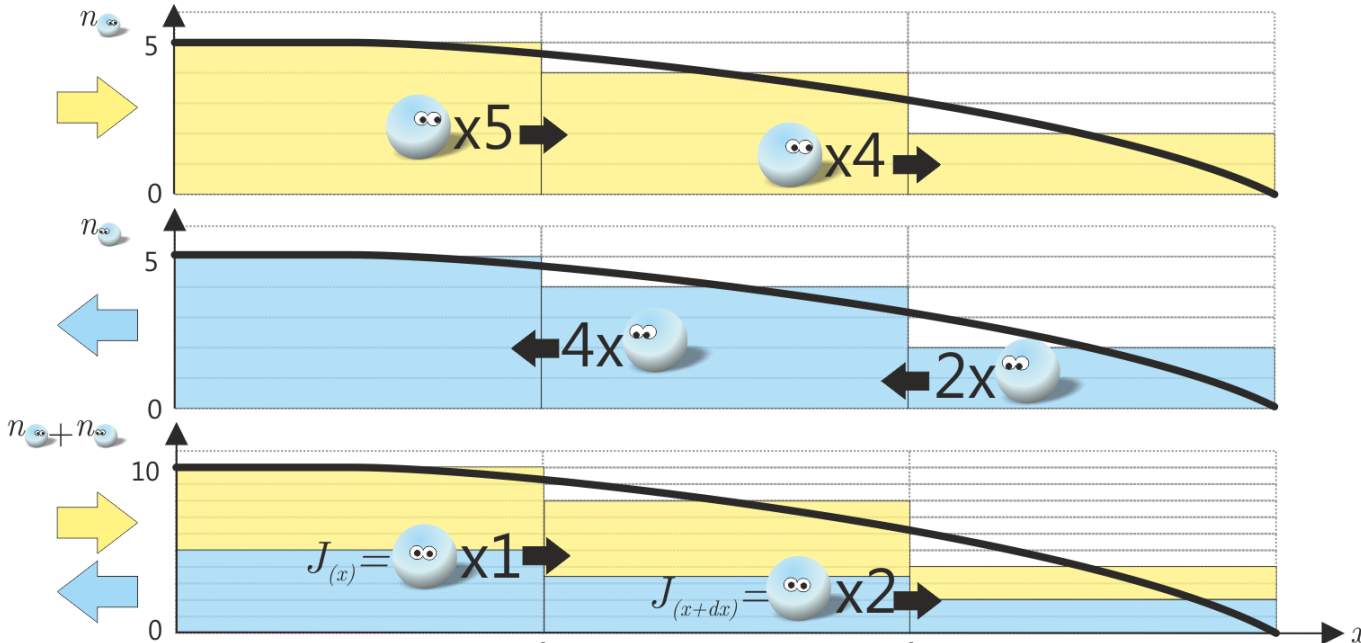
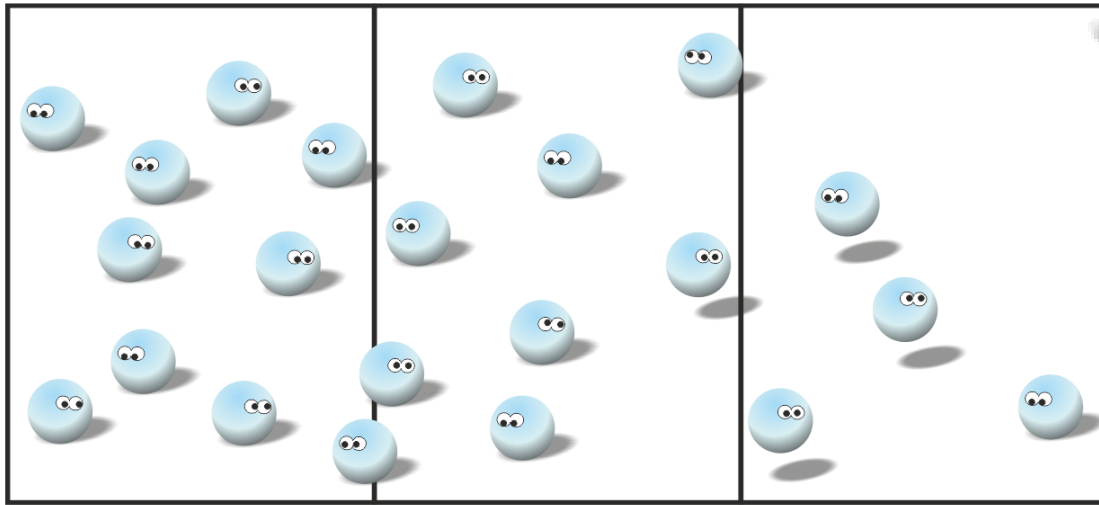
$t_2 = 30$ hours




$$\frac{\partial C}{\partial t} = \frac{\partial}{\partial x} \left(D \frac{\partial C}{\partial x} \right)$$

MOLECULAR DIFFUSION

a)



$$\frac{d}{dt} \left(\frac{n_{\text{blue}}}{V} \right) = \frac{J_{(x)} - J_{(x+dx)}}{dx}$$

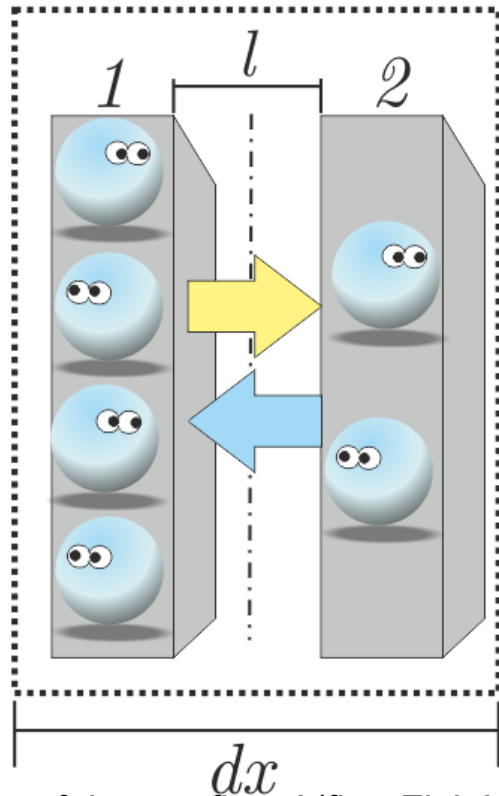
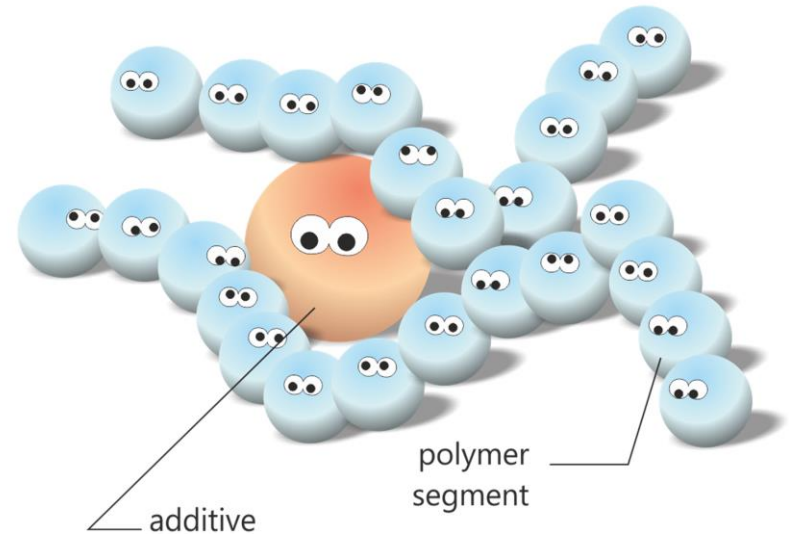


Molecules are represented as jumping beads. They have equal probabilities to hop to left and right directions.

The direction of the next hop at microscopic scale is indicated by the direction towards beads are staring.

MICROSCOPIC RANDOM-WALK

Mutual diffusion of additive
Among polymer segments



$$j_{\rightarrow} = v \cdot n_{\text{polymer}}^1 = \frac{1}{2} \cdot v \cdot n_{\text{polymer}}^1$$

$$j_{\leftarrow} = v \cdot n_{\text{polymer}}^2 = \frac{1}{2} \cdot v \cdot n_{\text{polymer}}^2$$


$$\frac{dc_{\text{polymer}}}{dx} = \frac{n_{\text{polymer}}^2 / l - n_{\text{polymer}}^1 / l}{l}$$

$$J = j_{\rightarrow} - j_{\leftarrow} = -\underbrace{\left(\frac{1}{2} \cdot v \cdot l^2 \right)}_D \cdot \frac{dc_{\text{polymer}}}{dx}$$

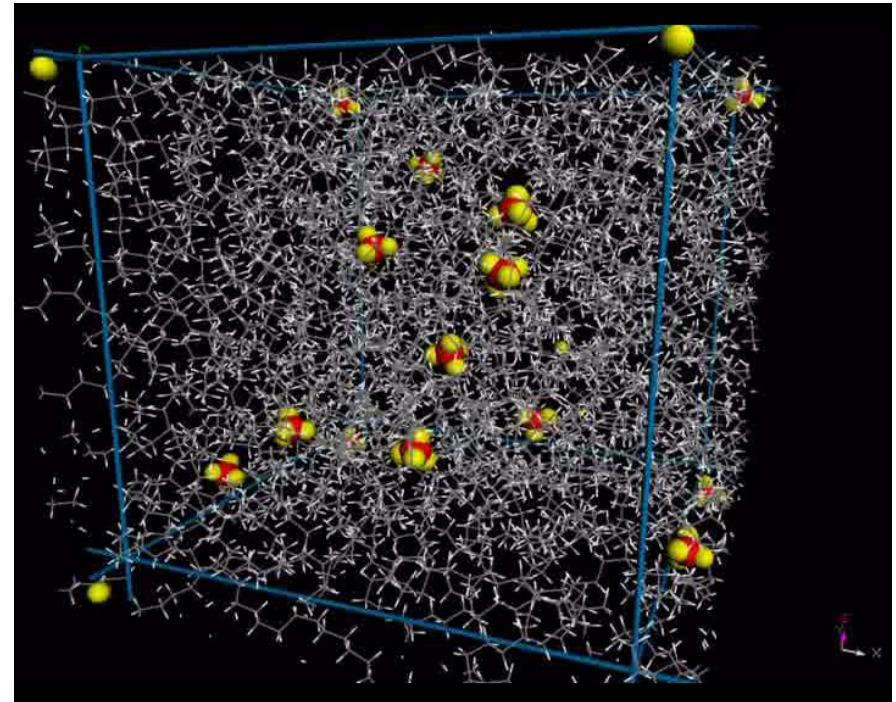
Interpretation of the net flux J (first Fick Law) as the microscopic exchange of molecules at frequency v between states 1 and 2 separated by a distance dx .

DIFFUSION IN POLYETHYLENE (0.5 NS SIMULATION, T=298 K)

10 molecules of helium



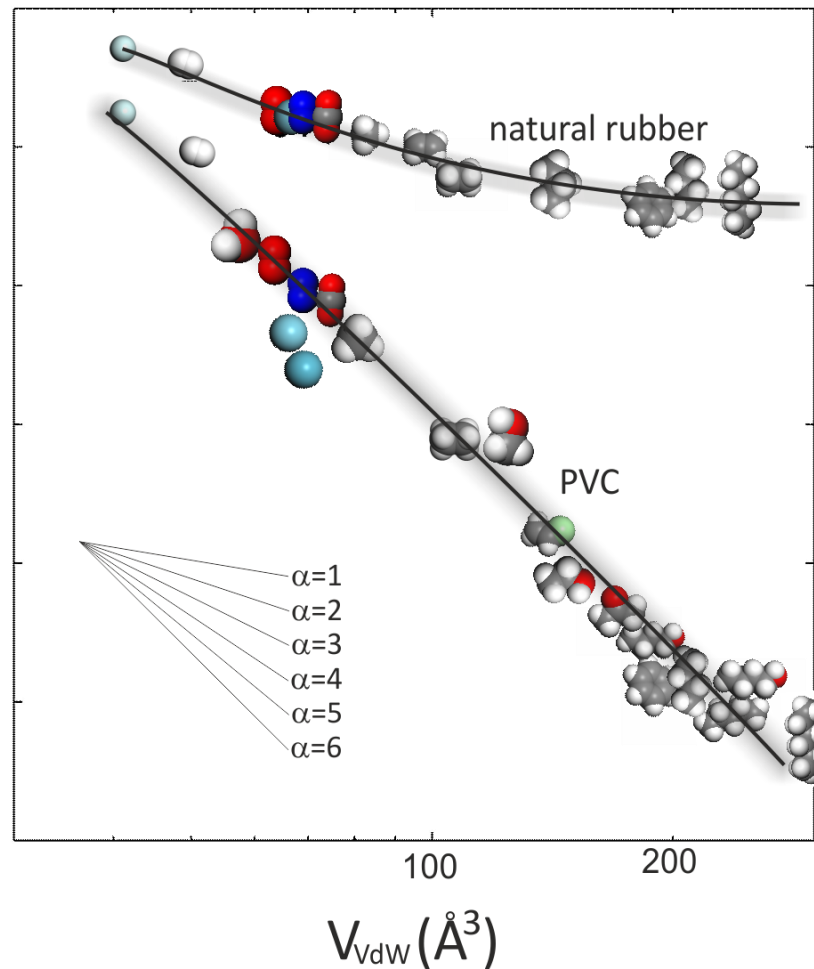
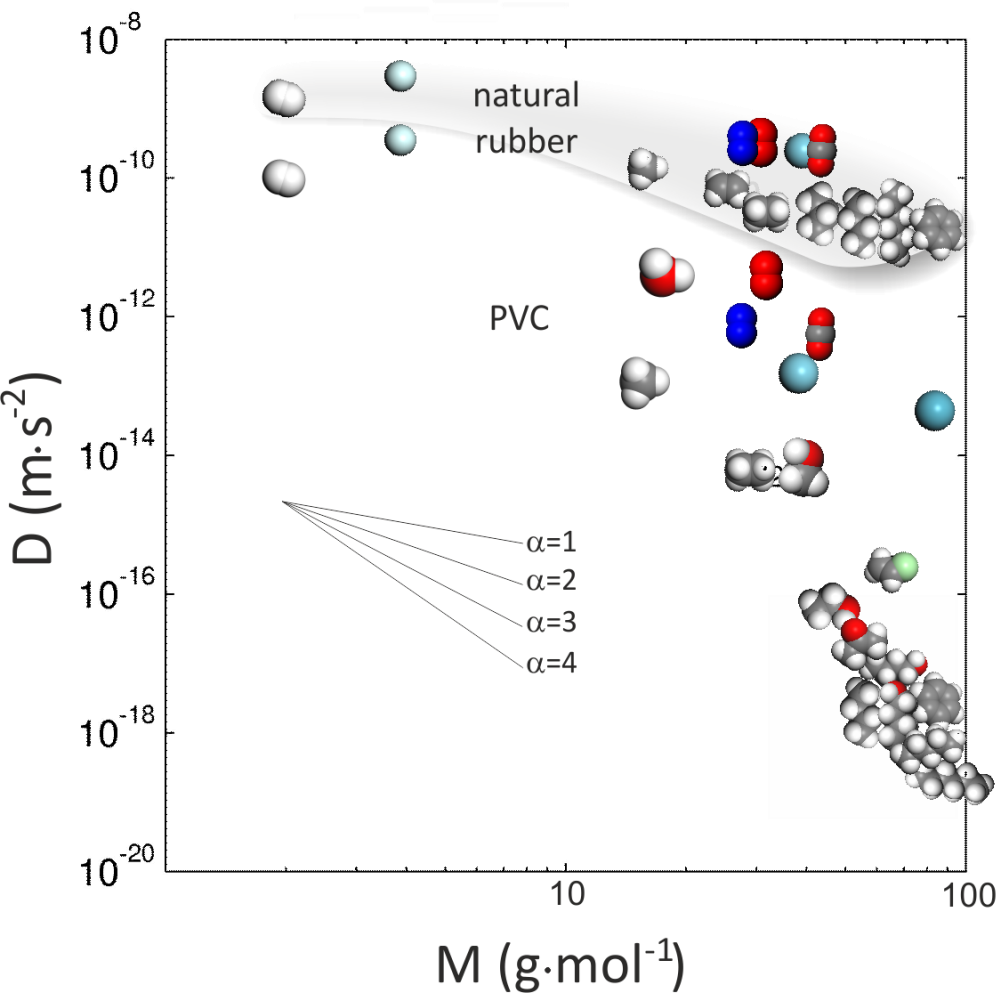
10 molecules of methane



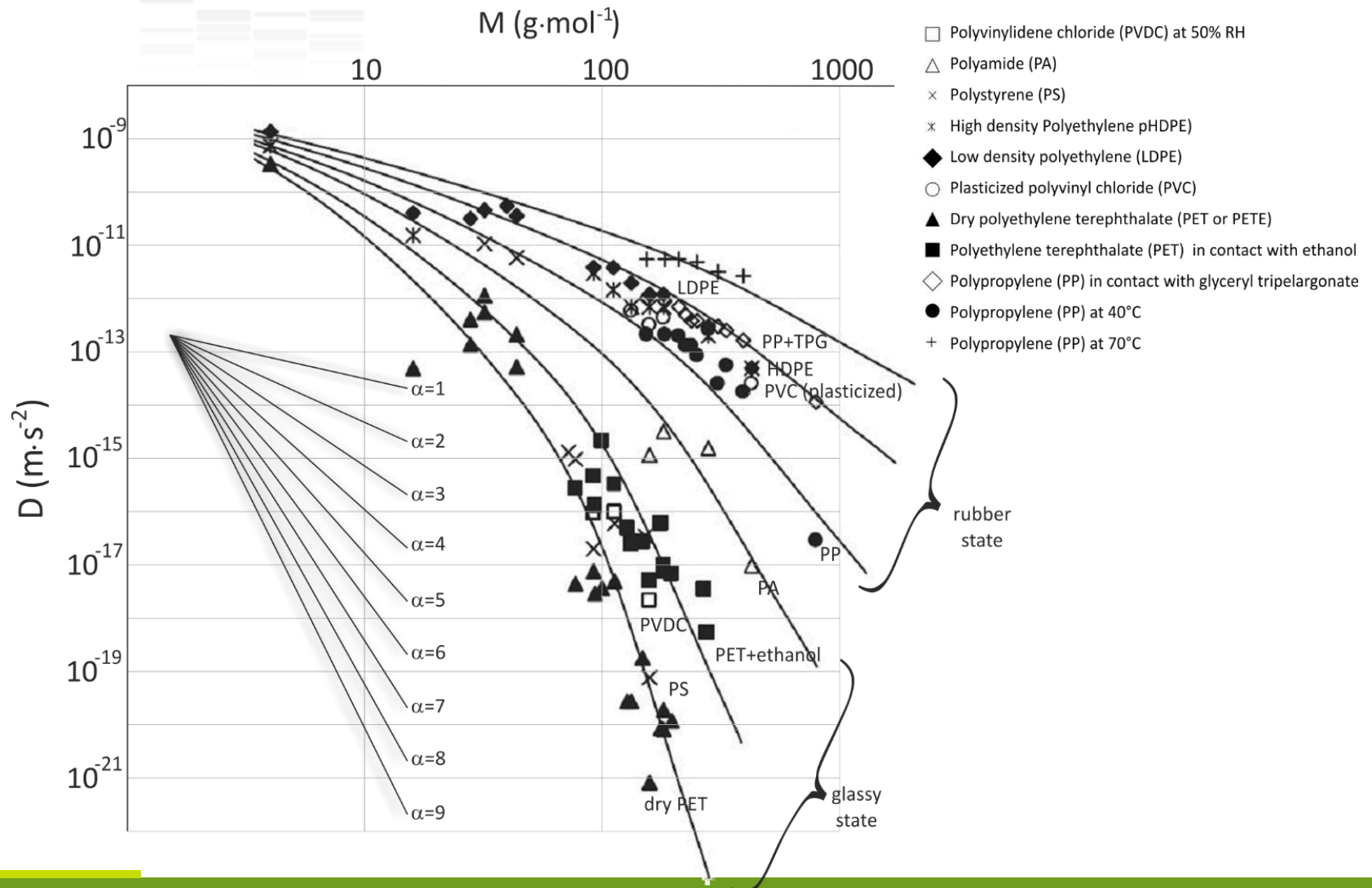
$$D \approx \frac{1}{6} \frac{\partial}{\partial t} \langle x_{CM}(t) - x_{CM}(0) \rangle^2$$

SCALING D WITH SOLUTE SIZE

STIFF DIFFUSANTS





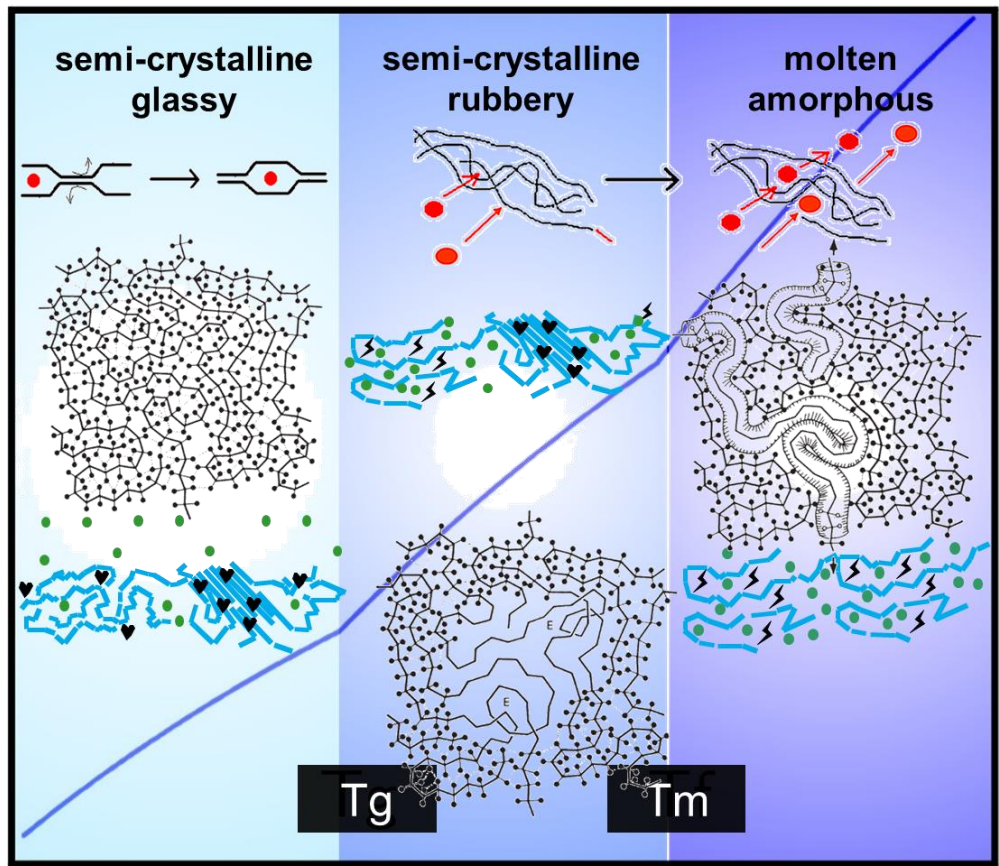
SCALING EXPONENTS FOR VARIOUS POLYMERS



ACTIVATION OF DIFFUSION BY TEMPERATURE

BELOW T_g, ABOVE T_g

log(D)



For each temp. range: $D = D_0 \cdot \exp\left(\frac{-Ea}{R \cdot T}\right)$

SCALING ACTIVATION ENERGY

VARIOUS DIFFUSANTS IN VARIOUS POLYMERS

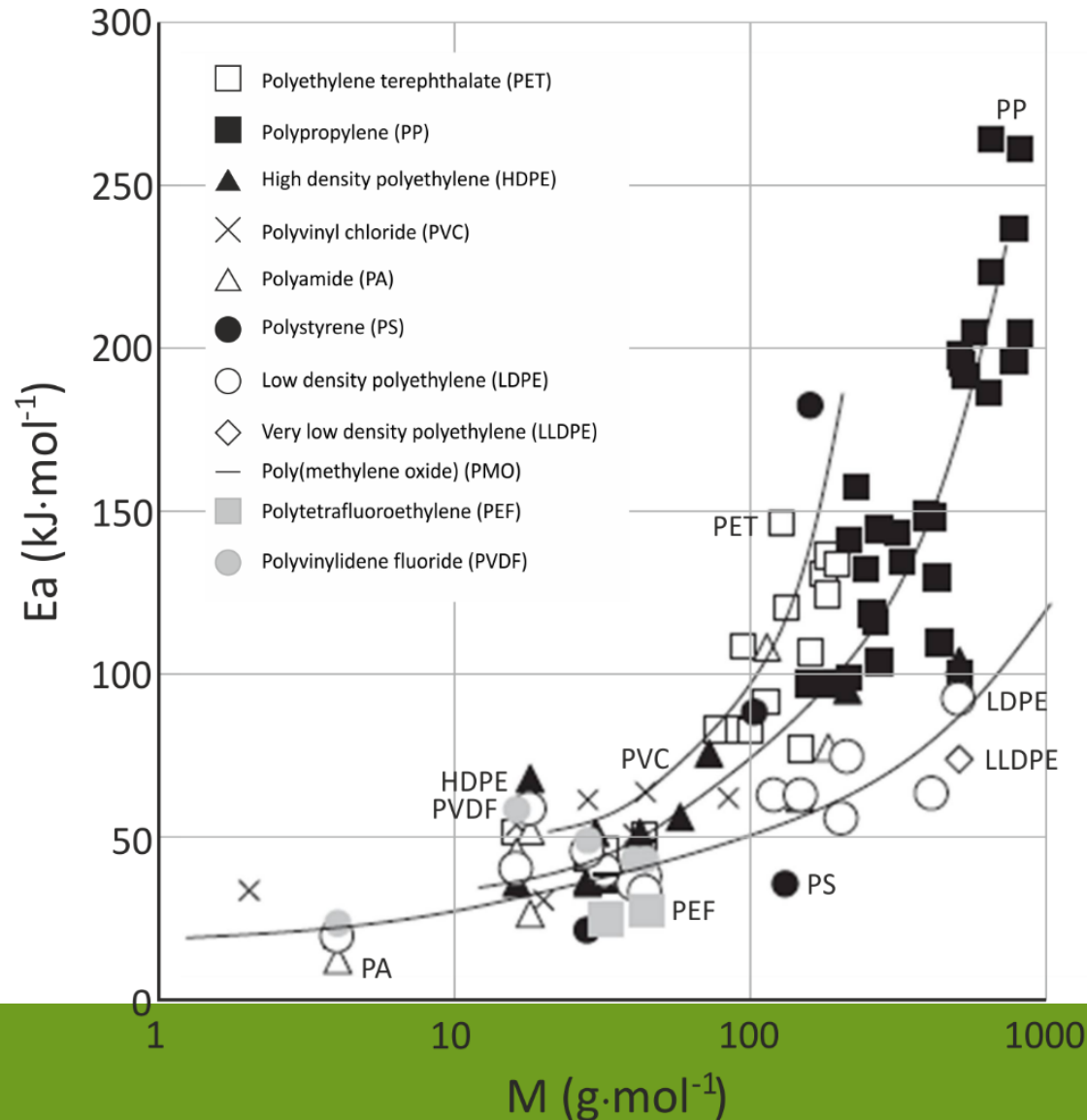
$$E_a(M) \approx E_a(M_0) + \ln(M/M_0)$$

Crit. Rev. Food Sci. Nut. 2015

(Fang & Vitrac)

<http://www.tandfonline.com/doi/full/10.1080/10408398.2013.849654>


1080/10408398.2013.849654




INTUITIVE DEFINITION OF PARTITION COEFFICIENTS

initial state


$$K_{F/P} = \frac{C_F^{eq}}{C_P^{eq}} = 1$$



thermodynamical equilibrium



$$K_{F/P} = \frac{C_F^{eq}}{C_P^{eq}} < 1$$



EFFECT OF PARTITION COEFFICIENT ON MIGRATION

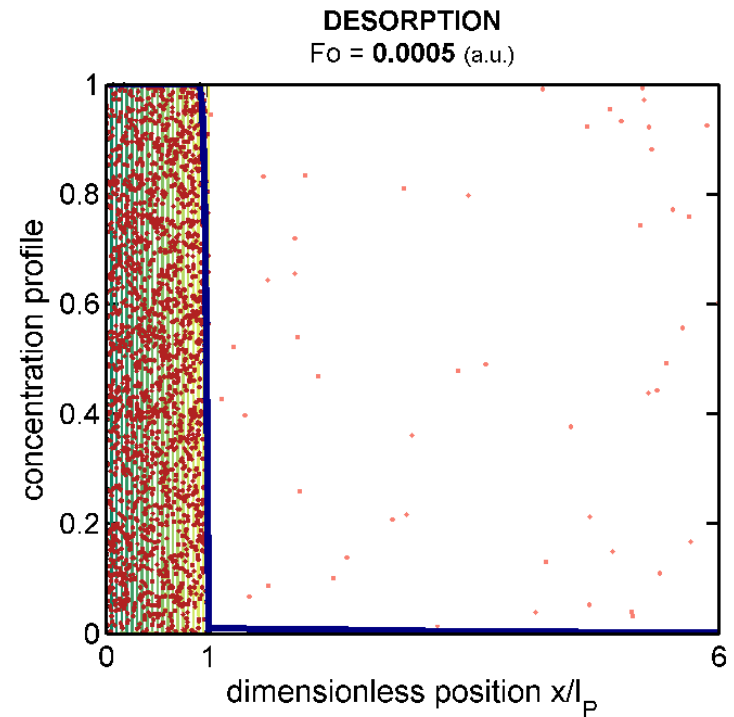
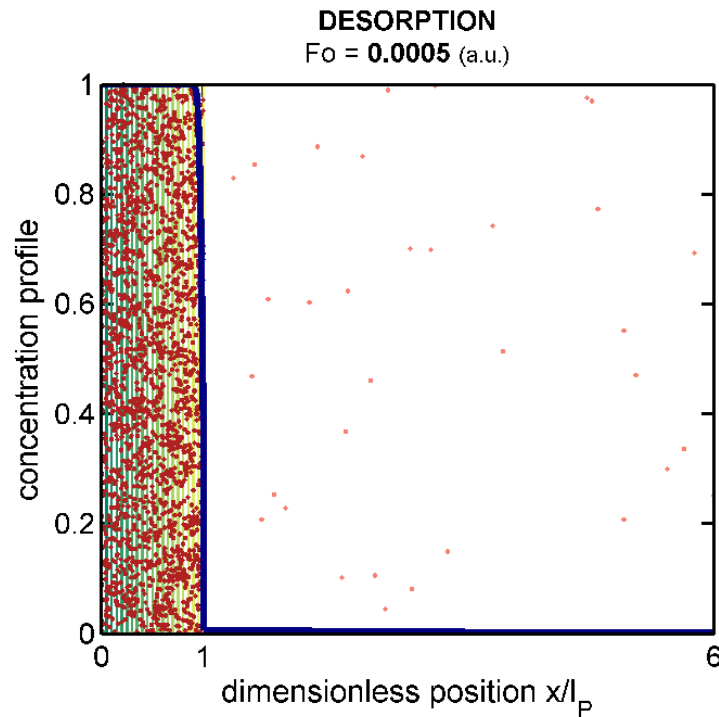
50 times for chemical affinity for P

50 times for chemical affinity for F

$K_{i,F/P} =$

1/50

50



$$K_{i,F/P} = \frac{C_{i,F}^{eq}}{C_{i,P}^{eq}} = \frac{1}{1 - \text{crystallinity}} \frac{\gamma_{i,P}^v}{\gamma_{i,F}^v}$$



MIGRATION MODELING

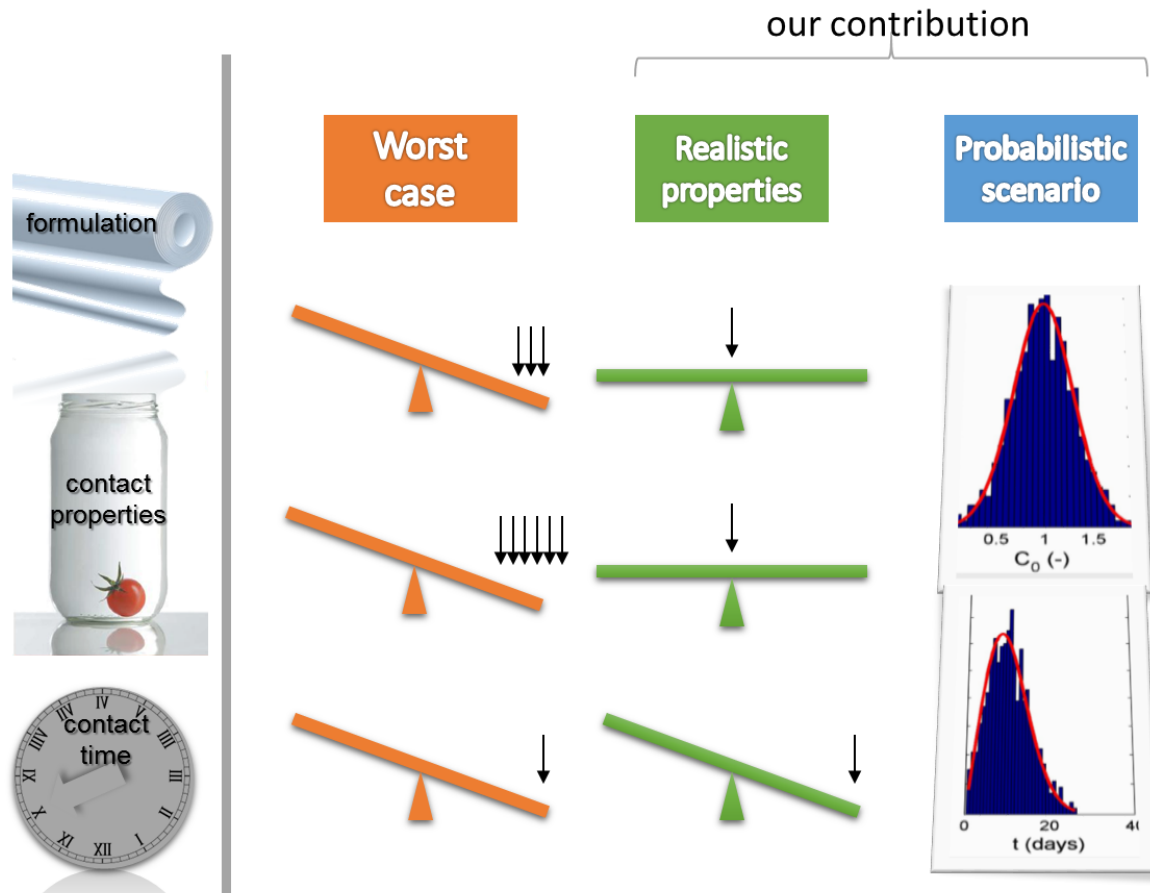
AUTHORIZED IN EU, US, China

At each stage of manufacture, supporting documentation, substantiating the declaration of compliance, should be kept available for the enforcement authorities. Such demonstration of compliance may be based on migration testing. **As migration testing is complex, costly and time consuming it should be admissible that compliance can be demonstrated also by calculations, including modelling, other analysis, and scientific evidence or reasoning if these render results which are at least as severe as the migration testing.** Test results should be regarded as valid as long as formulations and processing conditions remain constant as part of a quality assurance system.

To screen for specific migration the migration potential can be calculated based on the residual content of the substance in the material or article applying generally recognised diffusion models based on scientific evidence that are constructed such as to overestimate real migration.

HOW TO OVERESTIMATE MIGRATION

MODELING CAN DEMONSTRATE COMPLIANCE
BUT NOT NON-COMPLIANCE



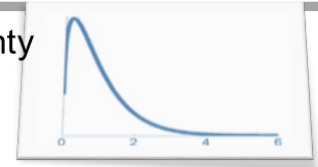
migration estimate

40

unknown >> safety margin

2

uncertainty





MIGRATION MODELING

STATE OF THE ART (from lab to industry, from lab to food safety agencies)

properties

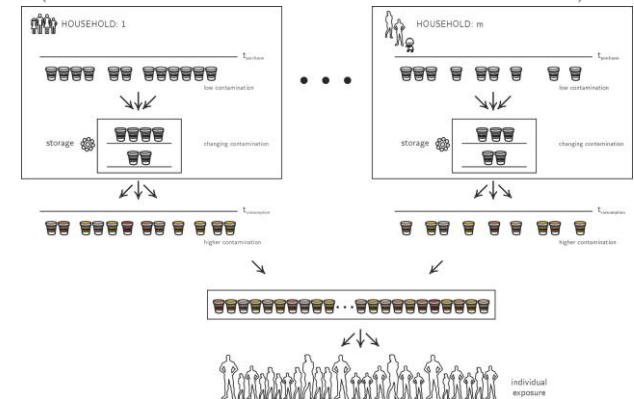
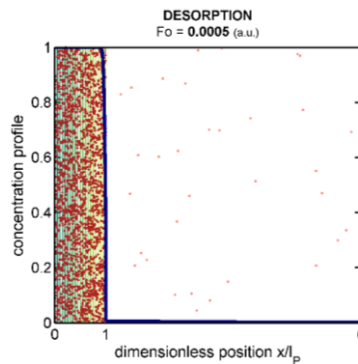
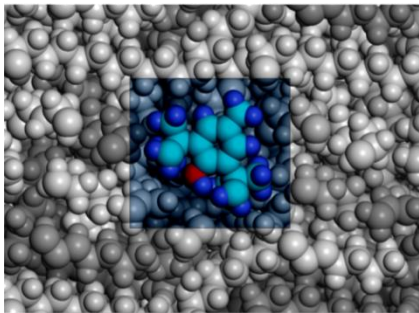
migration

exposure

Probabilistic (equilibrium)

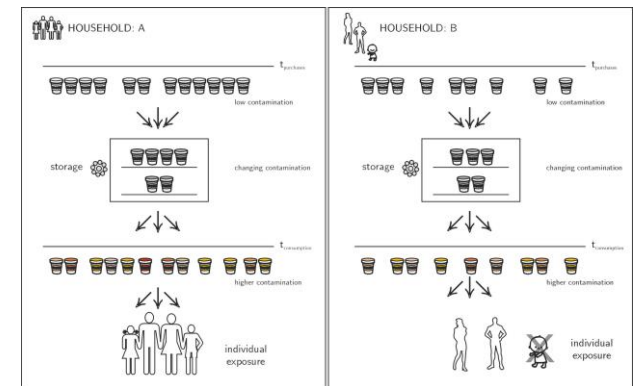
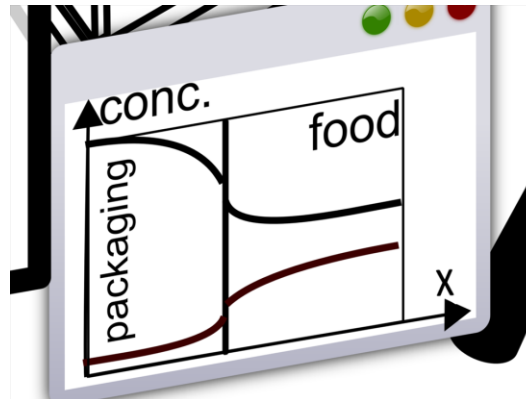
Probabilistic/deterministic

Probabilistic (no equilibrium)



Free energy perturbation

$$\exp\left(-\frac{F_1 - F_0}{k_B T}\right) = \left\langle \exp\left(-\frac{U_1 - U_0}{k_B T}\right) \right\rangle$$



SCALE

ALL SOFTWARE ARE BUILT ON SIMILAR ASSUMPTIONS

http://modmol.agroparistech.fr/SFPP3/SFPP3_migratives/

SFPP3 client/server DIFFUSION_1DFV2n

My Information

My user: **demouser** (change user)
My project: **common** (change project)
My database: **common2013a.sfpp3.database.xml**
My Application: **Diffusion_1DFV2n** (change application)
INRA\SFPP3 - 2013-04-18 22:03:53

Archived simulations or templates

acetaldehyde_PET3
Import properties from a previous result file in the current form

Import a concentration profile

Clear all properties in the current form

Search migrants/data: Migrants (M,SML...) Transport Properties
name/IUPAC

Layer selector

<< < > >> 1

Contact conditions

L_FP m³F·m⁻³P
 V_F cm³
 A_F cm²
rho_F kg·m⁻³ or g·cm⁻³
k_F
Bi
t months
 Temperature :

Layer 1

Layer 1
L_P μm
rho_P kg·m⁻³ or g·cm⁻³
K_F/P T
D_P m²·s⁻¹ T
Conc. ppm

Help

Acetaldehyde

Name: Acetaldehyde (Acetic aldehyde; Ethanal; Ethyl aldehyde; CH₃CHO; Acetaldehyd; Aldehyde acetique; Aldeide acetica; NCI-C563...)
CAS: 75-07-0
REF: 10060
InChIKey: IKHGUXGNUITLKF-UHFFFAOYSA-N
Formula: C₂H₄O
M: 44.053 g/mol

SML: 6 ppm
EFSA: Group TDI = 0.1 mg/kg b.w. (calculated as acetaldehyde (including 10060 and 23920)
Toxicity profiles similar to methaldehyde. A 2-year oral rat study and a 3-generation oral rat study including teratogenicity with methamethaldehyde. The reports on nasal carcinogenicity after inhalation were considered without relevance for effects from oral intake of smaller doses, (adopted at 113rd SCF meeting)(17-18 September 1998)
http://europa.eu.int/comm/food/fs/sc/scf/out16_en.html
EU Regulation: +Positive List

Save result as:

Acceptable threshold or specific migration limit ppm

Free

New trends: OPEN-SOURCE codes

<https://github.com/ovitrac/FMECAEngine>



GitHub This repository Search Explore Features Enterprise Blog

ovitrac / FMECAEngine Watch

FMECA software developed in the framework of the project SafeFoodPack Design
<http://modmol.agroparstech.fr/SFFPD/>

61 commits 1 branch 0 releases 1 contributor

branch: master FMECAEngine +

fix for lead_chemsplider when it used without any existing cache latest commit: e3359cc61

File	Commit	Time
examples	monolayer example update	4 years ago
production	production examples, please change paths to match yours	4 years ago
Dfuser.m	Major Update - 10/05/2014	11 months ago
Dhalereth.m	Major Update - 10/05/2014	11 months ago
Dlrem.m	Major Update - 10/05/2014	11 months ago
Dplinger.m	FMECAEngine 0.51 (major update) - though not fully tested	5 days ago
FMECADfuser.m	FMECAEngine 0.51 (major update) - though not fully tested	5 days ago
FMECADplinger.m	FMECAEngine 0.51 (major update) - though not fully tested	5 days ago
FMECAdatP.m	FMECAEngine 0.51 (major update) - though not fully tested	5 days ago
FMECAEngine_backup_WSLP...	FMECAEngine 0.51 (major update) - though not fully tested	5 days ago
FMECAgopolymer.m	FMECAEngine 0.51 (major update) - though not fully tested	5 days ago
FMECAair.m	FMECAEngine 0.51 (major update) - though not fully tested	5 days ago
FMECApdensity.m	FMECAEngine 0.51 (major update) - though not fully tested	5 days ago
FMECAaust.m	FMECAEngine 0.51 (major update) - though not fully tested	5 days ago
FMECAvp.m	FMECAEngine 0.51 (major update) - though not fully tested	5 days ago
MatchingClasingSymbol.m	release v0.45	4 years ago
ModifiedGrainMethod.m	FMECAEngine 0.51 (major update) - though not fully tested	5 days ago
README	first commit	4 years ago
addax.m	additional functions to improve/simplify plots	3 years ago
addzplotub.m	additional functions to improve/simplify plots	3 years ago
argcheck.m	publishing update	3 years ago
argread.m	minor revisions and additions	11 months ago
arrows.m	Major Update - 10/05/2014	11 months ago
autoplotch.m	Major Update - 10/05/2014	11 months ago
autoplotcframe.m	Major Update - 10/05/2014	11 months ago
borderleft.m	Major Update - 10/05/2014	11 months ago
boundedline.m	Major Update - 10/05/2014	11 months ago
buildmarker.m	release v0.45	4 years ago
bykeywords.m	FMECAEngine 0.51 (major update) - though not fully tested	5 days ago
catstruct.m	release v0.45	4 years ago
cbraver.m	minor revisions and additions	11 months ago
cellcomp.m	release v0.45	4 years ago
checkCAS.m	release v0.45	4 years ago
checktoolsinstall.m	FMECAEngine 0.51 (major update) - though not fully tested	5 days ago
chemspider_setup.m	release v0.45	4 years ago

GitHub This repository Search Explore Features Enterprise Blog Sign up Sign in

ovitrac / FMECAEngine Watch 1 Star 1 Fork 2

branch: master FMECAEngine / senspatankarC.m

ovitrac on 10 May 2014 Major Update - 10/05/2014
1 contributor

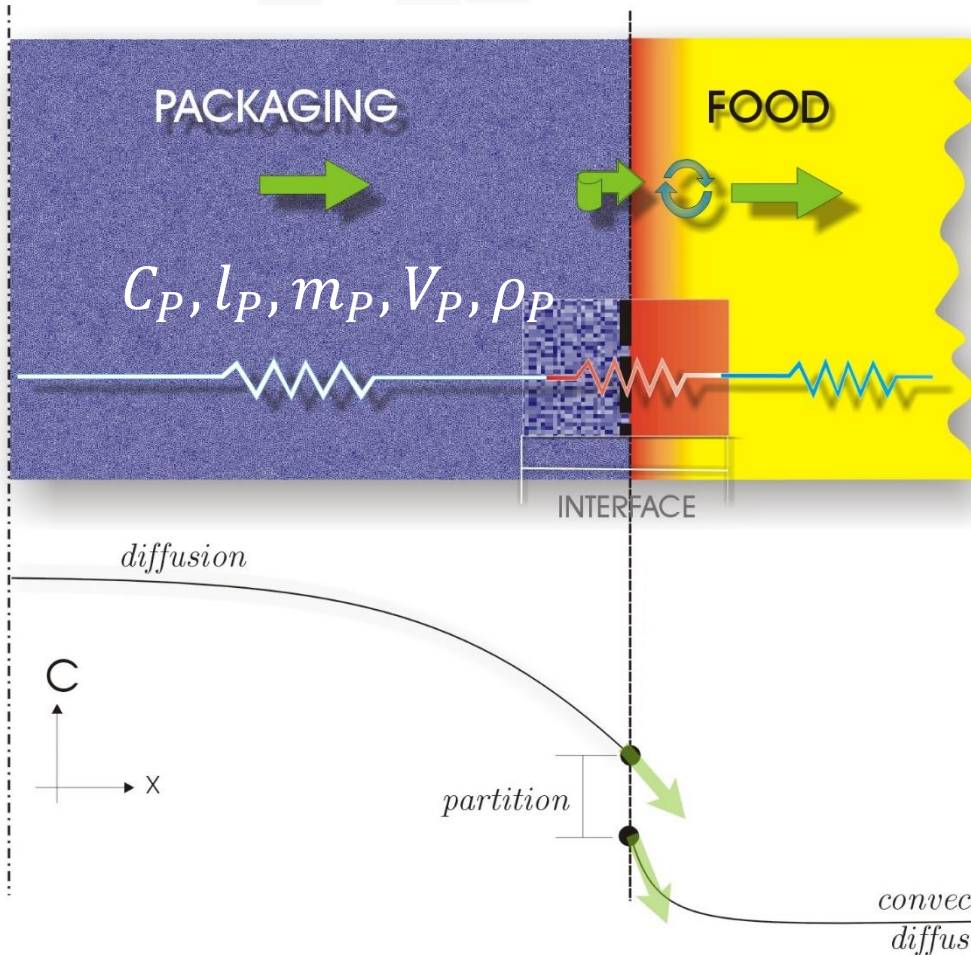
Executable File | 275 lines (252 sloc) | 10.03 kb Raw Blame History

```
1 function res = senspatankarC(F,ploton,dispon)
2 %SENSPATANKAR simulates transfer and reactions through n layers using a modified Patankar Method (see p 45)
3 % the dimensionless formulation is similar to SENSN
4 % all data are normalized according the reference layer or equivalently according to the layer with the lowest D/a value
5 % IT IS THE RESPONSABILITY OF THE USER TO PROVIDE THE APPROPRIATE DIMENSIONLESS NUMBERS
6 % a wrapper used for the online version is available in ../www/home/diffusion_1DFVn.m
7
8 % MS-MATLAB-WEB 1.0 - 25/09/09 - Olivier Vitrac - rev. 05/05/14
9
10 % Revision history
11 % 01/10/07 improve speed
12 % 16/03/09 add restart
13 % 29/04/11 add F.restart.CF
14 % 26/10/11 replace xmesh/xmesh(end) xmesh/F.lrefc(end) in the interpolation (thanks to Nicolas)
15 % 08/05/14 method = 'pchip' for compatibility with Matlab 2014
16
17 % definitions
18 global timeout
19 timeout = 800; % s
20 % options = odeset('RelTol',1e-4,'AbsTol',1e-4,'Stats','yes','Initialstep',1e-5,'Maxstep',.05,'Maxorder',5);
21 options = odeset('RelTol',1e-4,'AbsTol',1e-4,'Initialstep',1e-8,'Maxstep',.01,'Maxorder',2);
22 Fdefault = struct(...
23     'Bi' , 1e3,... Biot [hm.L1/D]
24     'k' , [1 1 1],... [0.5 3 2],... ki, i=1 (layer in contact with the
25     'D' , [1e-16 1e-14 1e-14 1e-14],... diffusion coefficient
26     'k0' , 1,... 0 = liquid
27     'l' , [50 20 10 120]*1e-6,... [50 20 10 120]*1e-6,... m
28     'L' , 200/1800,... dilution factor (respectively to iref)
29     'C0' , [0 500 500 0],... initial concentration in each layer
30     'options' , options...
31 ); % if iref is missing, it is indentified
32 %lines to be deleted (OV: 09/04/11, incomplete pieces of code)
33 % 'KR' , [.1 .1 .1 .1],...
```



DIMENSIONLESS FORMULATION

MONOLAYER / DIFFUSION + SORPTION



- ▶ C_F, m_F, V_F, ρ_F
- ▶ $K_{F/P} = \frac{C_F^{eq}}{C_P}$
- ▶ $FO = \frac{D_P t}{l_P^2}$
- ▶ $L_{P/F} = \frac{m_P}{m_F} = \frac{\rho_P V_P}{\rho_F V_F}$
resistance
- ▶ $Bi = \frac{R_D}{R_H} = \frac{\text{to diffusion in } P}{\text{resistance to mass transfer in } F}$

C = concentration, l = thickness, m = mass, volume, ρ = density

K = partition coefficient (relative to mass concentration), L = dilution factor, FO = Fourier number

D diffusion coefficient, Bi = mass Biot number, h = surface mass transfer coefficient

MASS BALANCE

FROM TOTAL MIGRATION TO PARTITION CONTROLLED MIGRATION

Initial state

packaging

$$\rho_P \cdot V_P \cdot C_P^{t=0}$$

SI=kg·m⁻³ SI=m³ SI=kg·kg⁻¹

=

food	$\rho_F \cdot V_F \cdot C_F^{eq}$
packaging	$\rho_P \cdot V_P \cdot C_P _{eq}$

Equilibrium state

food

$$C_F^{eq} = \frac{1}{\frac{1}{L_{P/F}} + \frac{1}{K_{F/P}}} C_P^{t=0}$$

geometry effect	$L_{P/F} = \frac{\rho_P V_P}{\rho_F V_F}$
partitioning	$K_{F/P} = \frac{C_F^{eq}}{C_P^{eq}}$

C = concentration, l = thickness, m = mass, volume, ρ = density

K = partition coefficient (relative to mass concentration), L = dilution factor, Fo = Fourier number

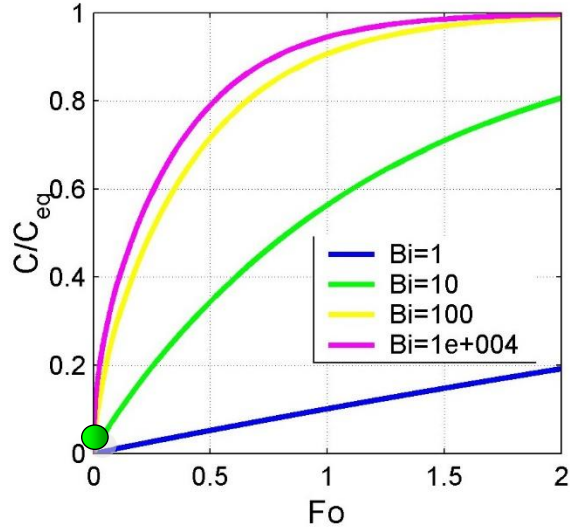
D diffusion coefficient, Bi = mass Biot number, h = surface mass transfer coefficient



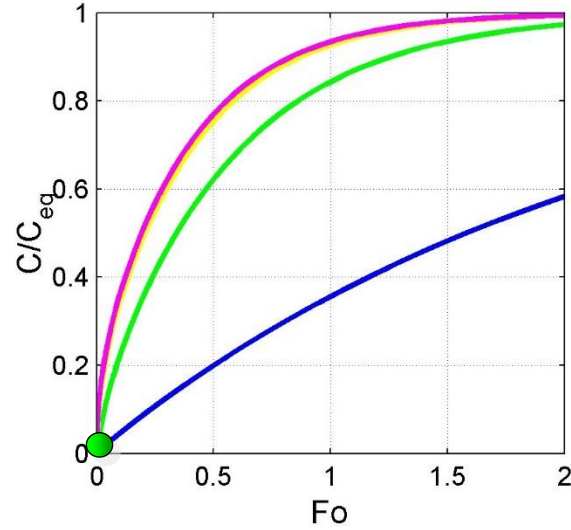
DIMENSIONLESS MIGRATION KINETICS

MONOLAYER MATERIAL

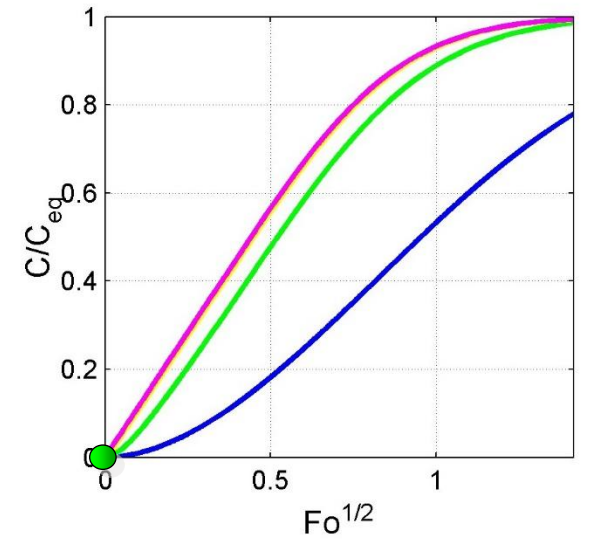
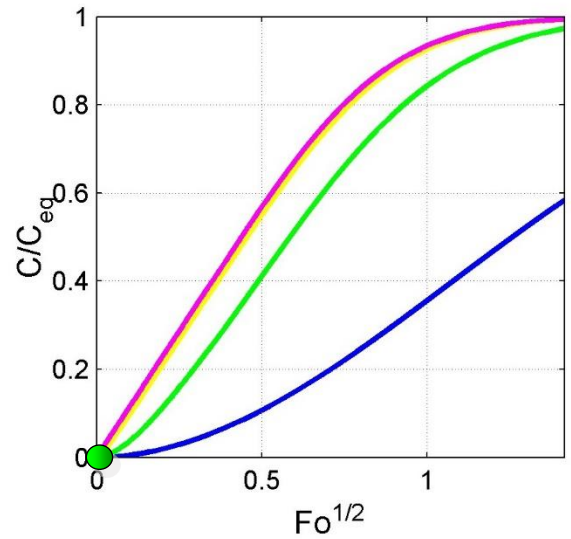
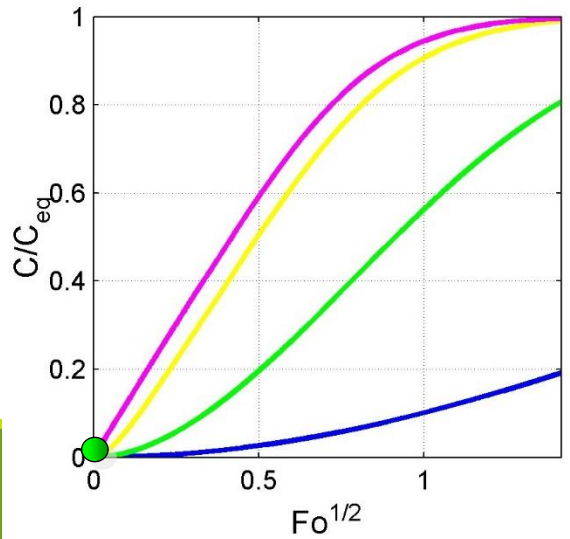
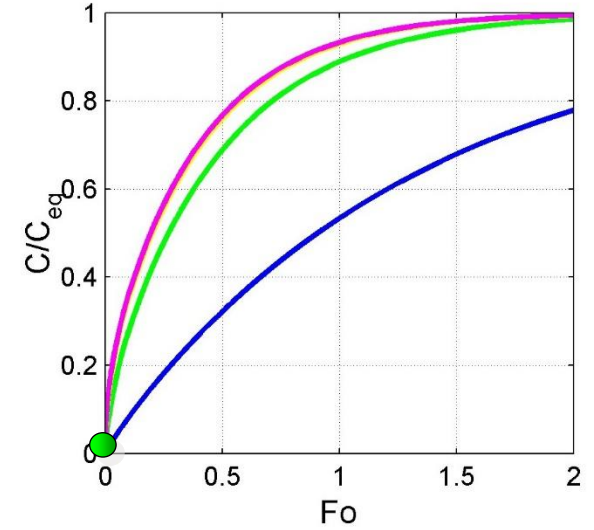
K = 0.1



K = 0.5



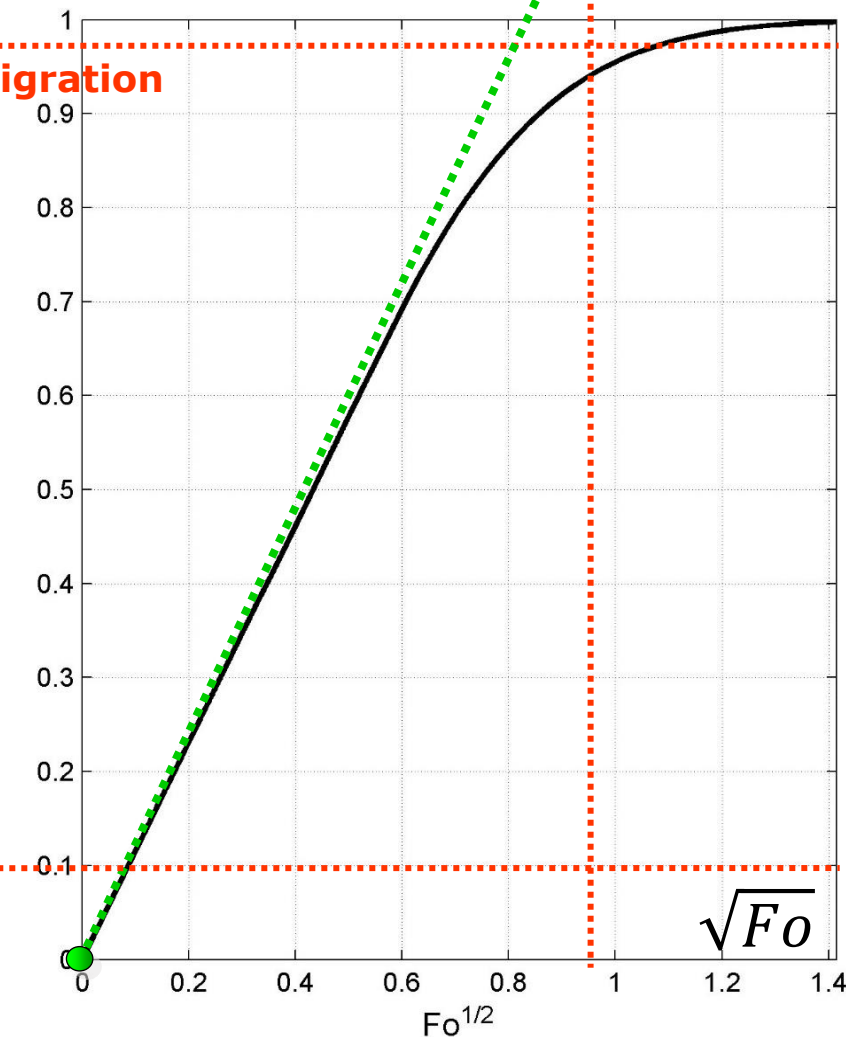
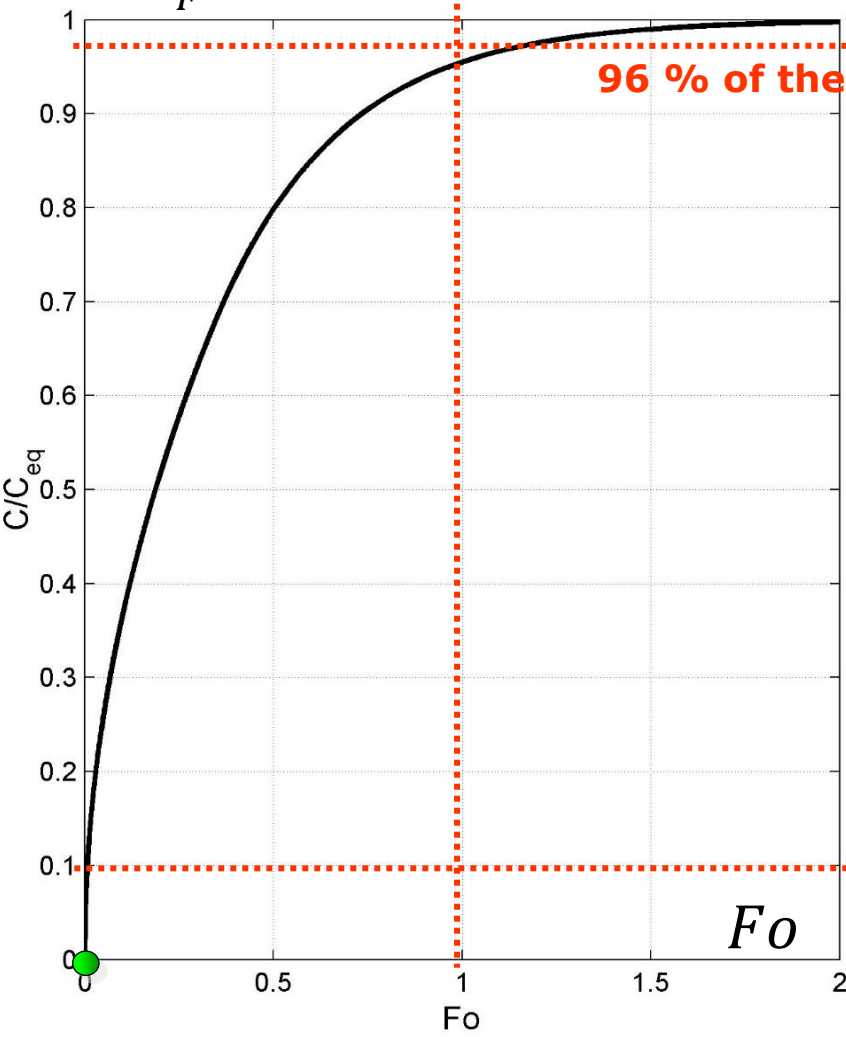
K = 1



DIMENSIONLESS MIGRATION KINETICS

MONOLAYER MATERIAL / WORST CASE

$$M = \frac{C_F^{(Fo)}}{C_F^{eq}}$$





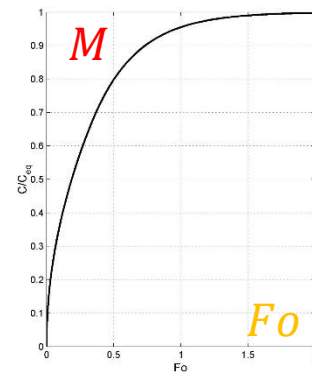
RULES OF THUMB FOR WORST CASE SCENARIOS

MONOLAYER MATERIAL

$M = \frac{C_F^{(Fo)}}{C_F^{eq}}$	Dimension-less migration (migration ratio)	$Fo = \frac{t D_P}{l_P^2}$	Dimension-less time
$\approx 100\%$		1	
$\approx 50\%$		0.2	
$\approx 10\%$		0.01	

Time to reach a given migration ratio: $t = Fo \frac{l_P^2}{D_P}$

Concentration in food at time t: $C_F(t) = M(Fo) \cdot C_F^{eq} = M(Fo) \cdot \frac{K \cdot L}{K+L} \cdot C_P^{t=0}$

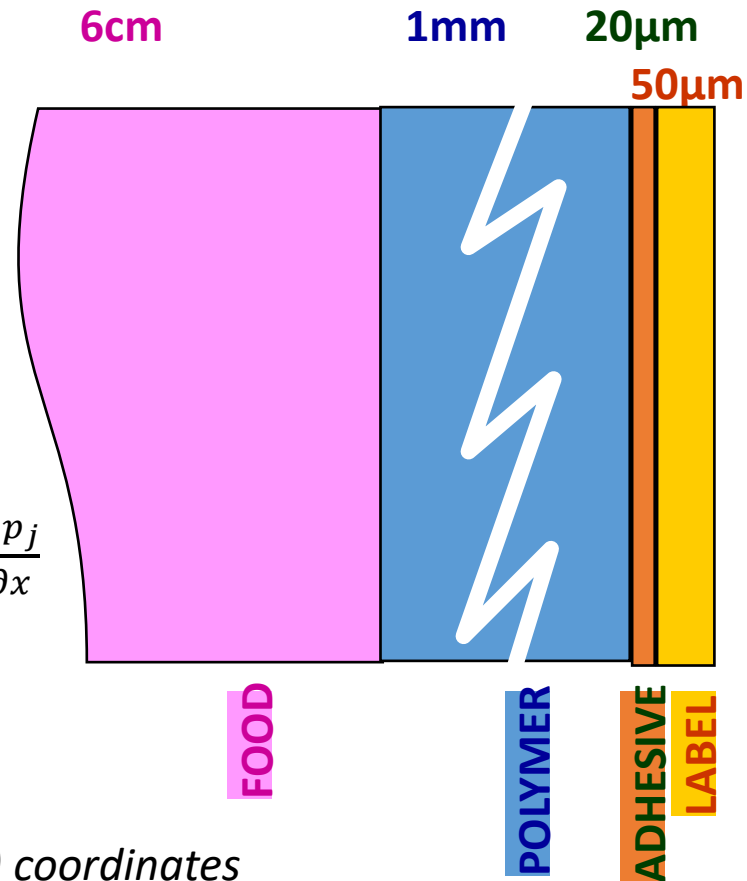
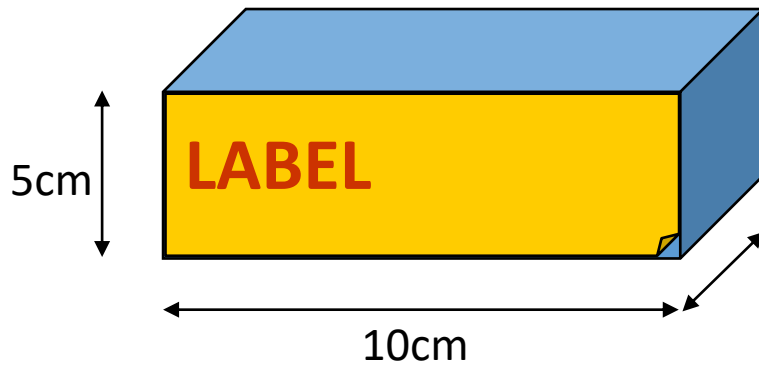


MODELING EXISTS ALSO FOR

MULTILAYERS

ARBITRARY COORDINATE SYSTEMS

CHAINED STEPS



Henry isotherm: $p = kC$, k =Henry coefficient

$$\text{Diffusive flux: } J_j = -D_j \cdot \rho_j \cdot \frac{\partial C_j}{\partial x} = -\frac{D_j \cdot \rho_j}{k_j} \cdot \frac{\partial p_j}{\partial x} = -\alpha_j \cdot \frac{\partial p_j}{\partial x}$$

$$\text{Transport equation: } \delta_j \cdot \frac{\partial p_j}{\partial t} = \frac{1}{x^m} \frac{\partial}{\partial x} \left(x^m \cdot \alpha_j \cdot \frac{\partial p_j}{\partial x} \right)$$

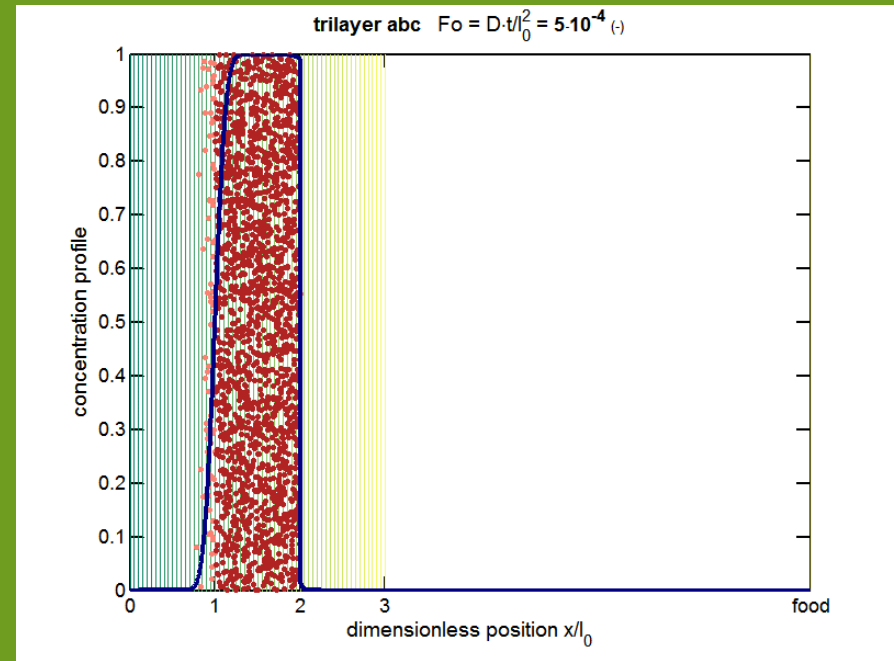
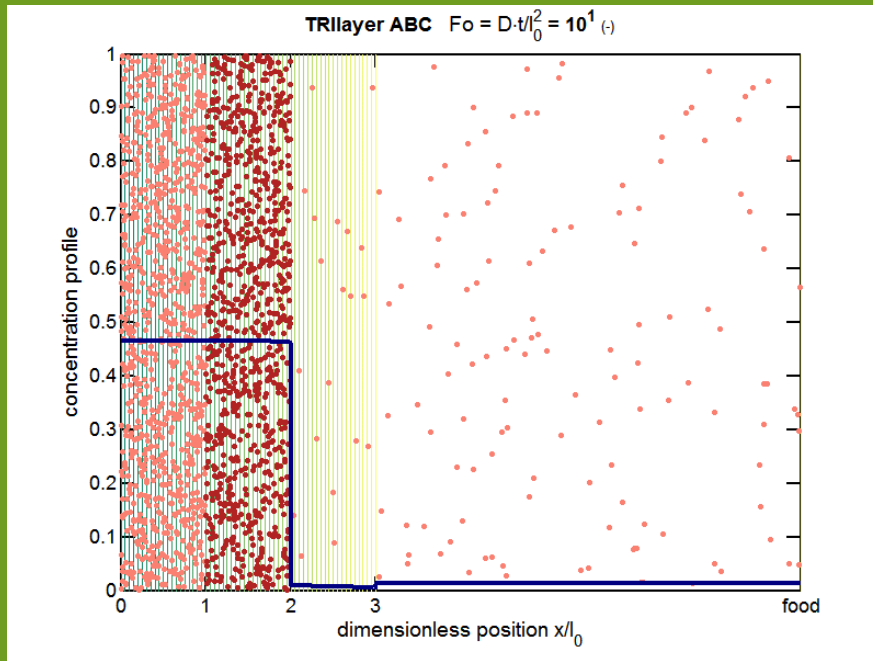
$$\alpha_j = \frac{D_j \cdot \rho_j}{k_j} = D_j \cdot \delta_j$$

cartesian (m = 0), cylindrical (m = 1), spherical (m = 2) coordinates

SIMULATION OF MULTILAYER MATERIALS

Functional barrier = barrier to diffusion + sorption


Idem + low chemical affinity for the food



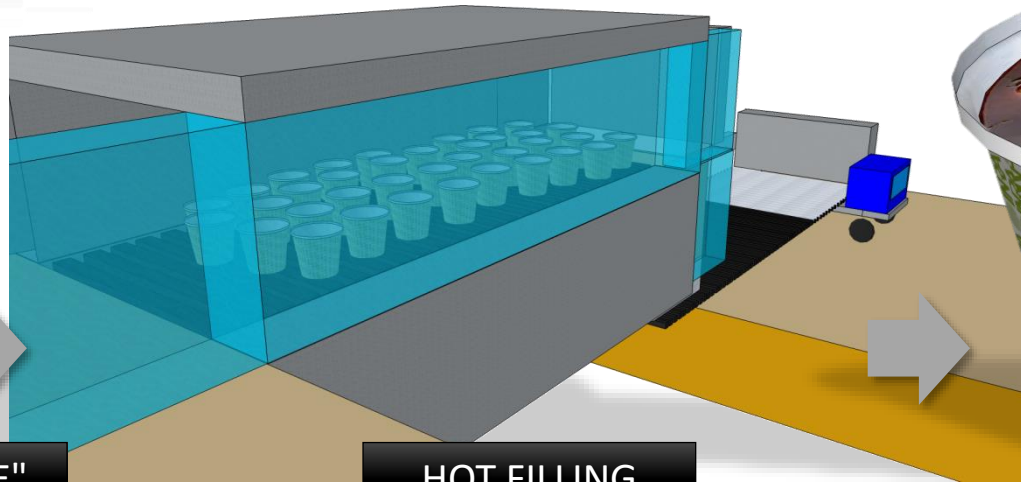
prop	Layer 3	Layer 2	Layer 1	Food
C_0	0	1	0	0
l/l_0	1	1	1	100
D/D_0	1	1	0.1	10^4
k/k_0	1	50	1	1

prop	Layer 3	Layer 2	Layer 1	Food
C_0	0	1	0	0
l/l_0	1	1	1	100
D/D_0	1	1	0.1	10^4
k/k_0	1	50	1	20

MODELING EXISTS ALSO FOR CHAINED STEPS



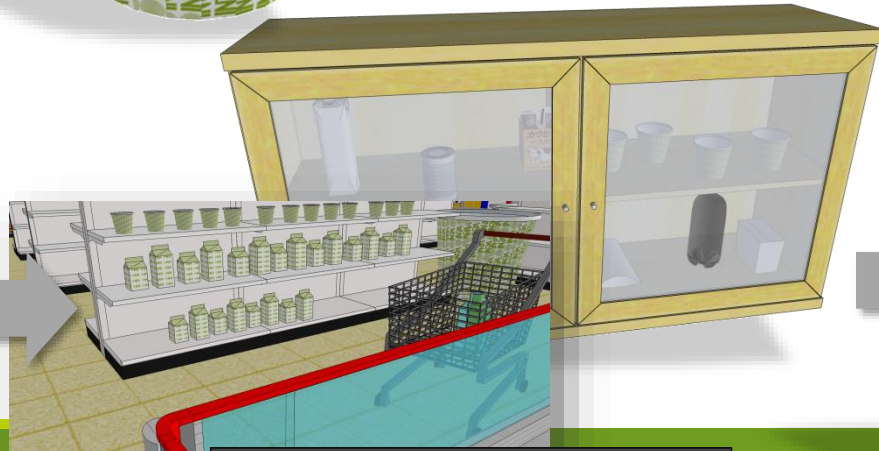
STORAGE "BEFORE USE"



HOT FILLING



FATTY CONTACT



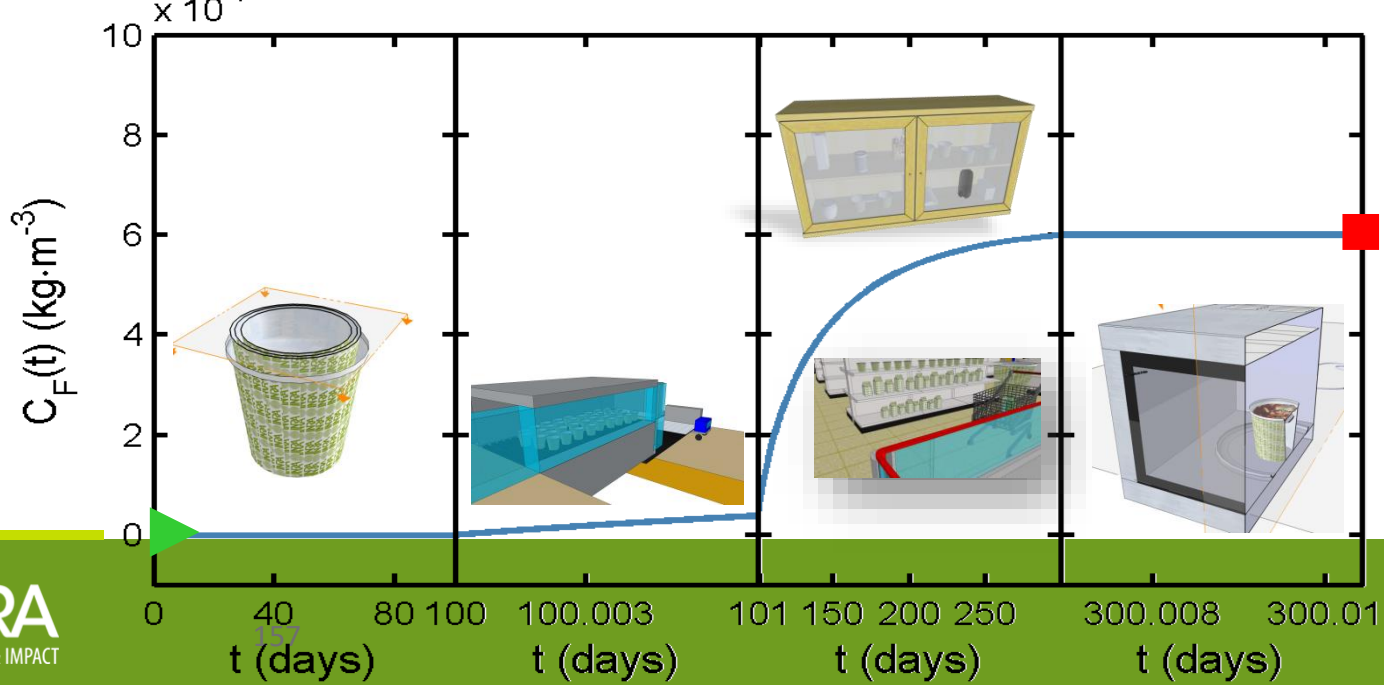
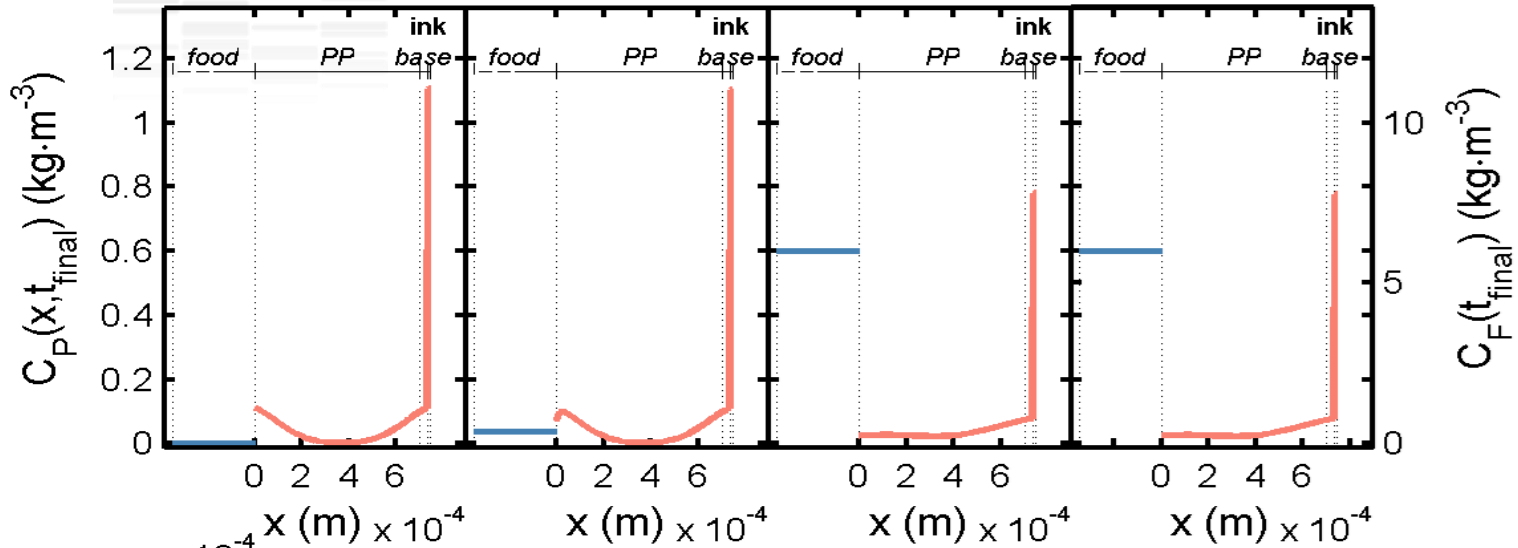
LONG-TERM STORAGE



MICROWAVE OVEN HEATING

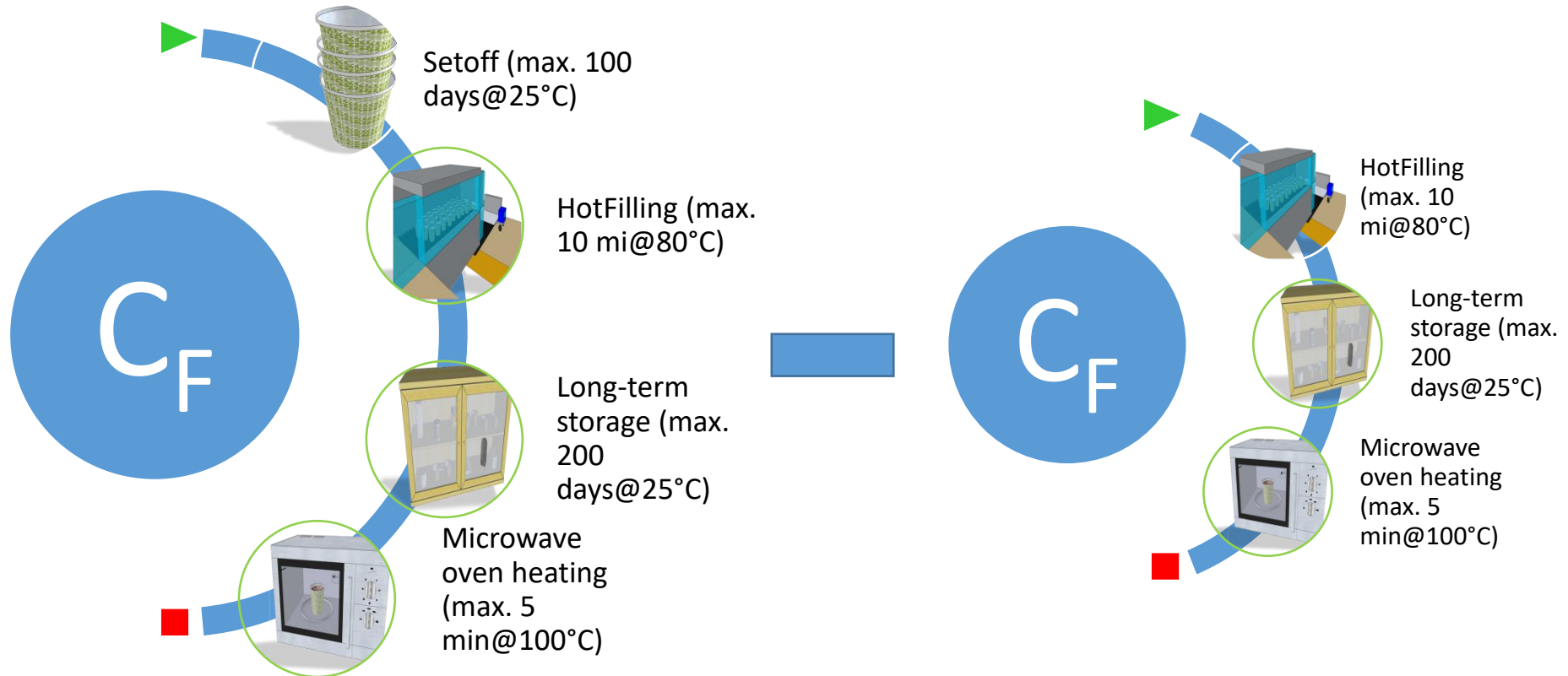
CHAINED STEPS

1: Setoff → 2: HotFilling → 3: Storage → 4: OvenHeating $\times 10^{-4}$



ASSESSING THE SEVERITY OF A SINGLE STEP

CASE OF "SETOFF" STEP



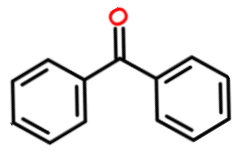
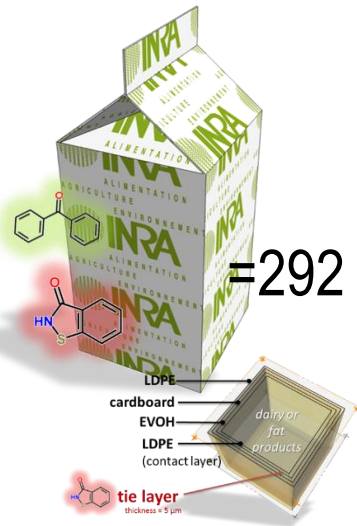
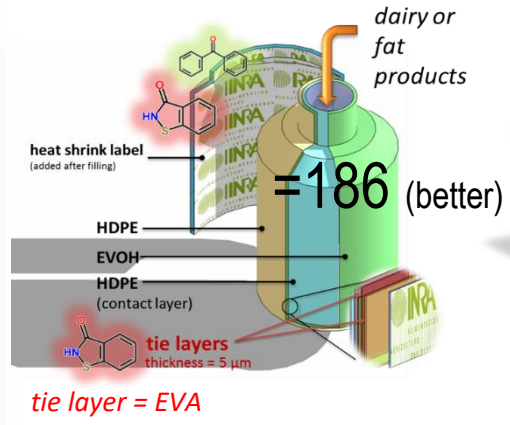
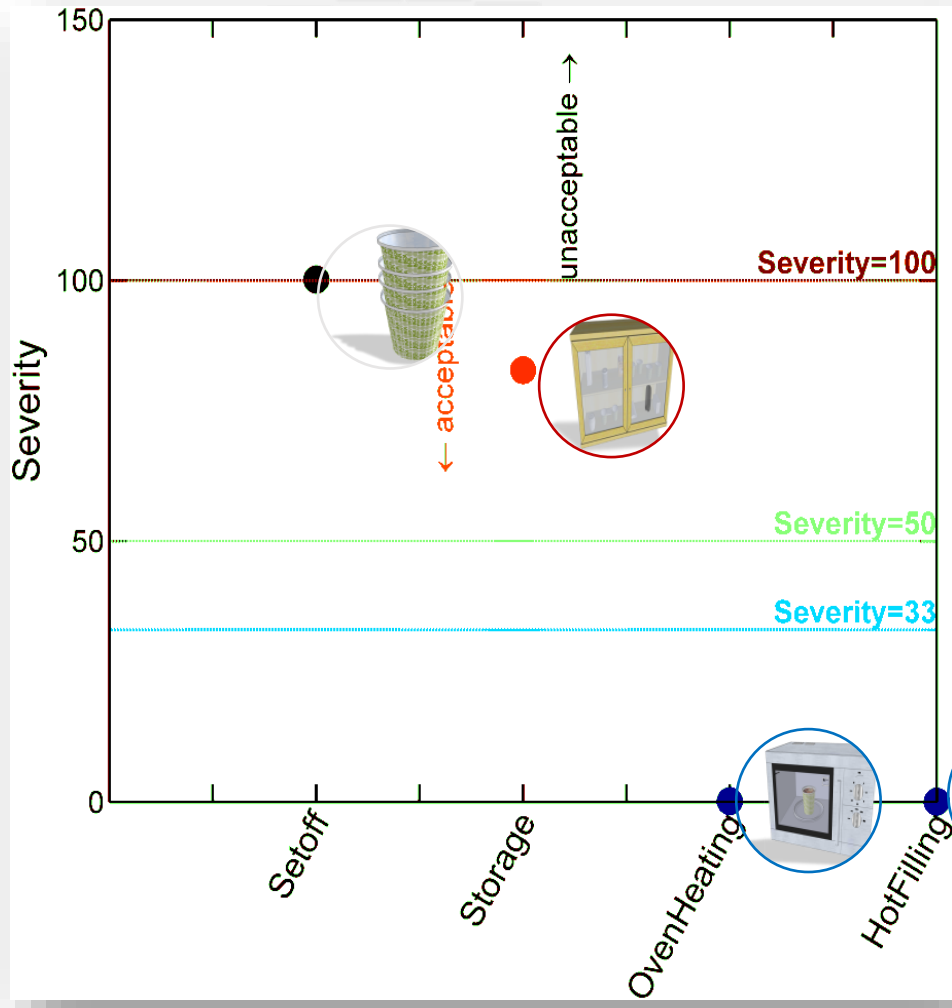
Full methodology described in *AIChE J.* 2013, **59**(4), 1183-1212

$$\text{Severity}(\hat{C}_F(\text{step } i)) = f \left[\max \left\{ \underbrace{C_{F_M} |_{1 \rightarrow 2 \rightarrow \dots \rightarrow M} - C_{F_M} |_{1 \rightarrow 2 \rightarrow \dots \rightarrow M/i}}_{\text{comparison with step } i \text{ removed}}, C_{F_i} |_i \right\} \right]$$

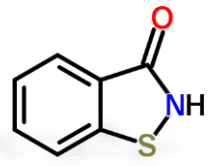
step i alone

COMPARING THE SEVERITY OF A SEVERAL STEPS, PACKAGING DESIGNS, SUBSTANCES...

CASE OF "SETOFF" STEP



=115
(almost acceptable)




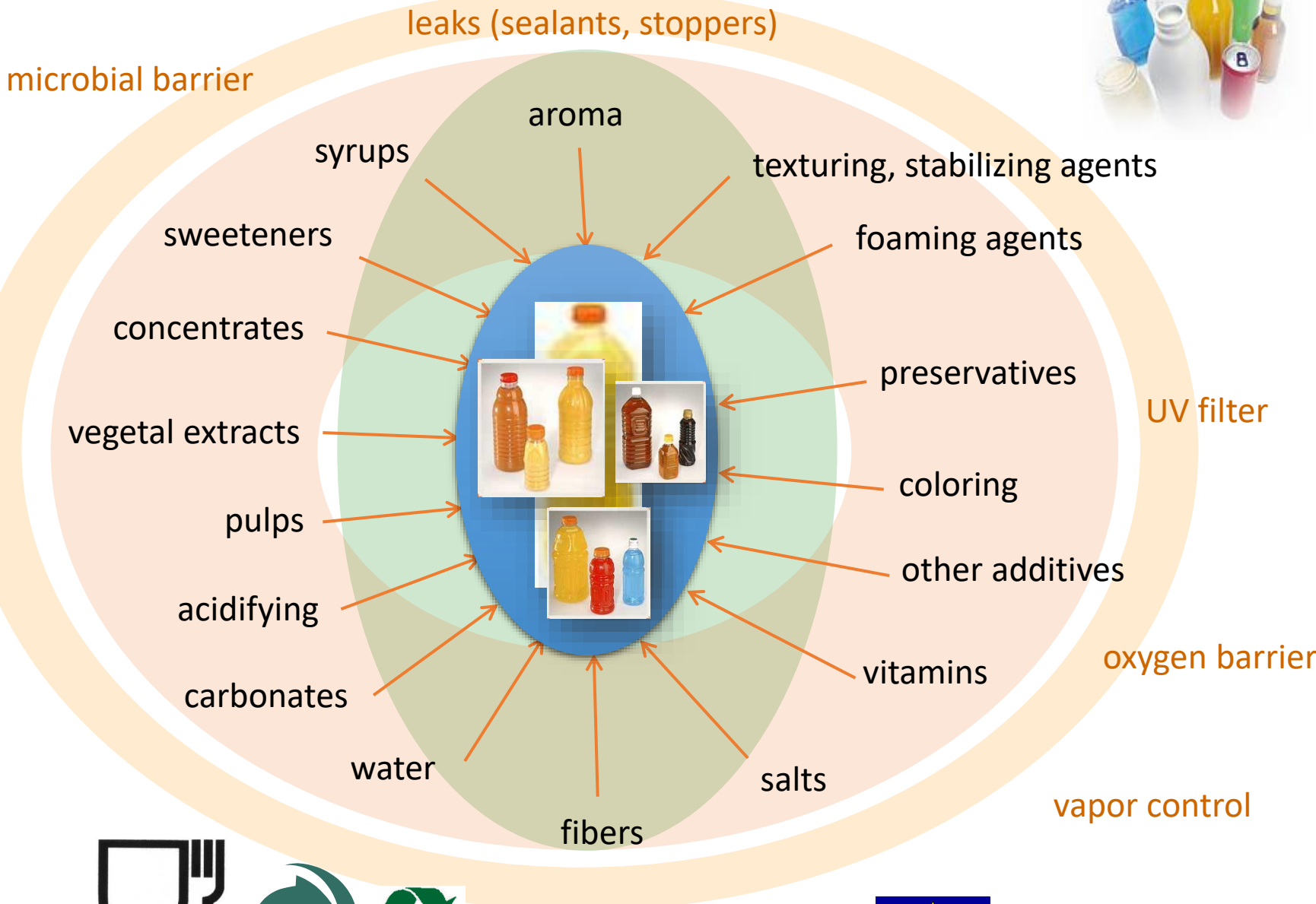
=124

CONCLUSIONS

COMPUTER-AIDED DESIGN
PREVENTIVE APPROACHES



FOOD PACKAGING DESIGN




use, retailing properties





Food Safety



food safety

foodstuff

legislation



PACKAGING REQUIREMENTS

best practices


production parameters




ecological aspects



consumer convenience

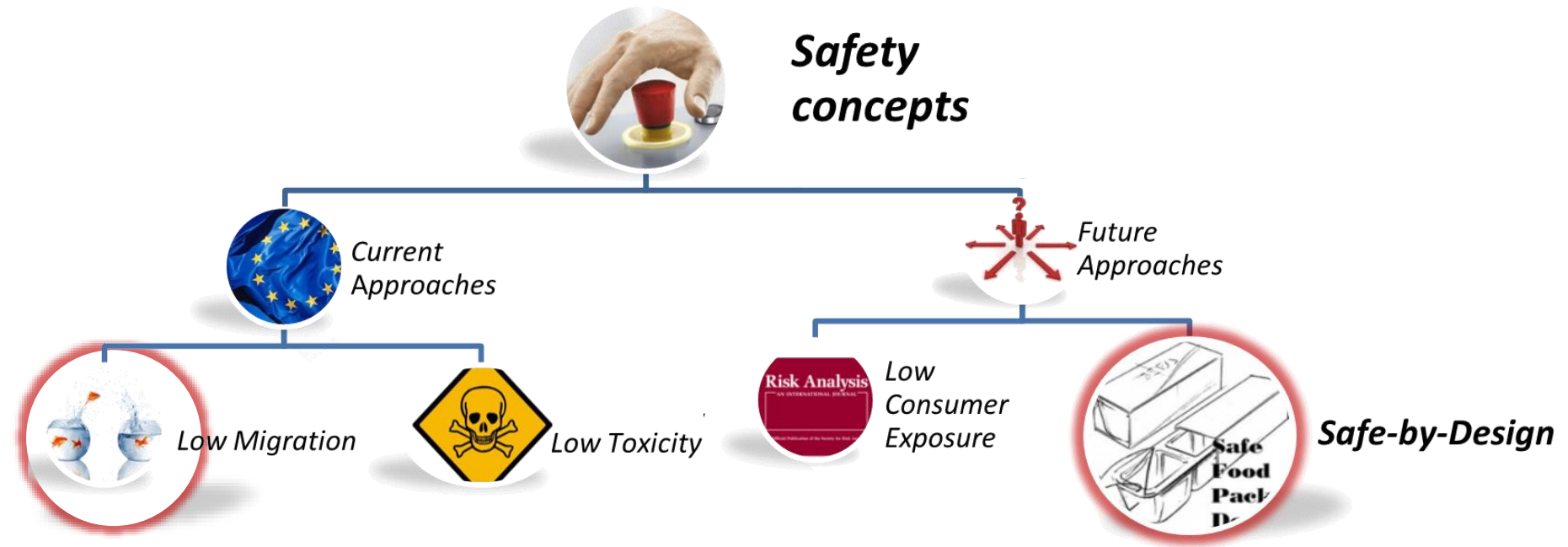


shelf life




TOWARDS NEW CONCEPTS

PREVENTIVE APPROACHES OF FOOD SAFETY



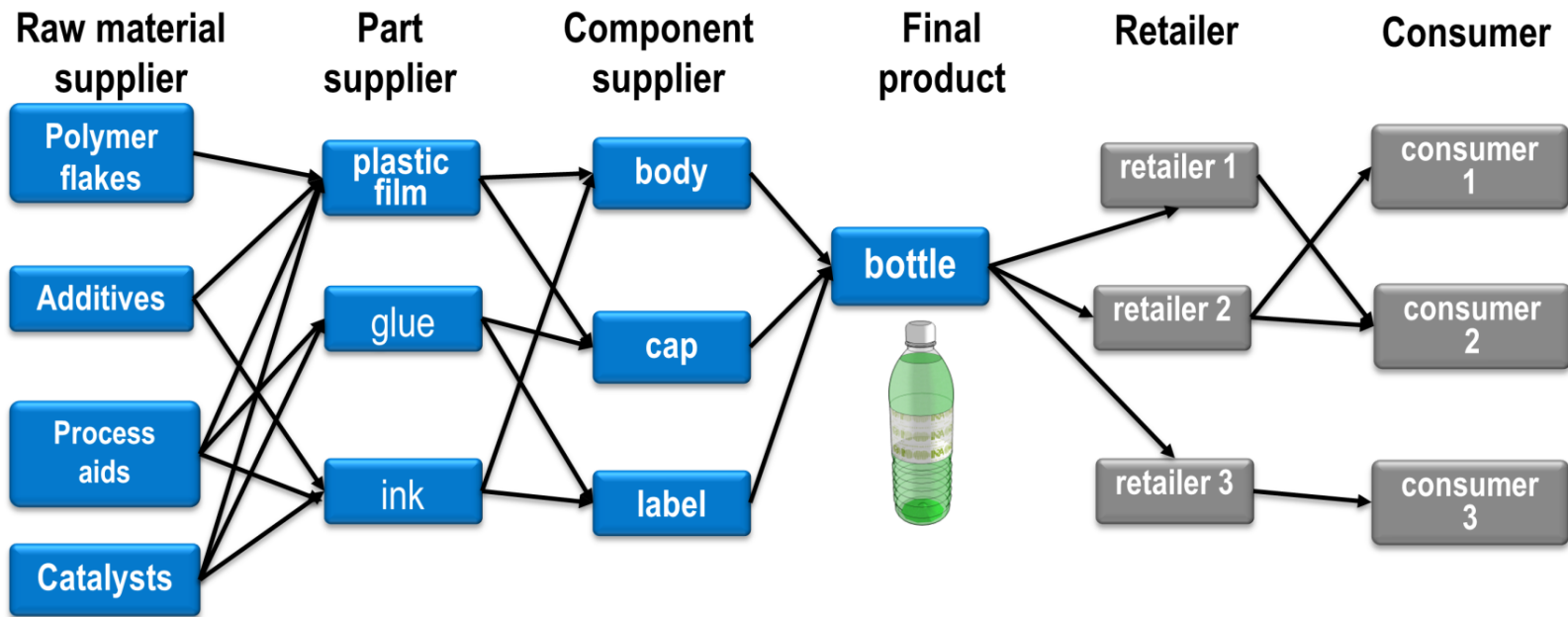
HUMAN RISK





TOWARDS NEW CONCEPTS

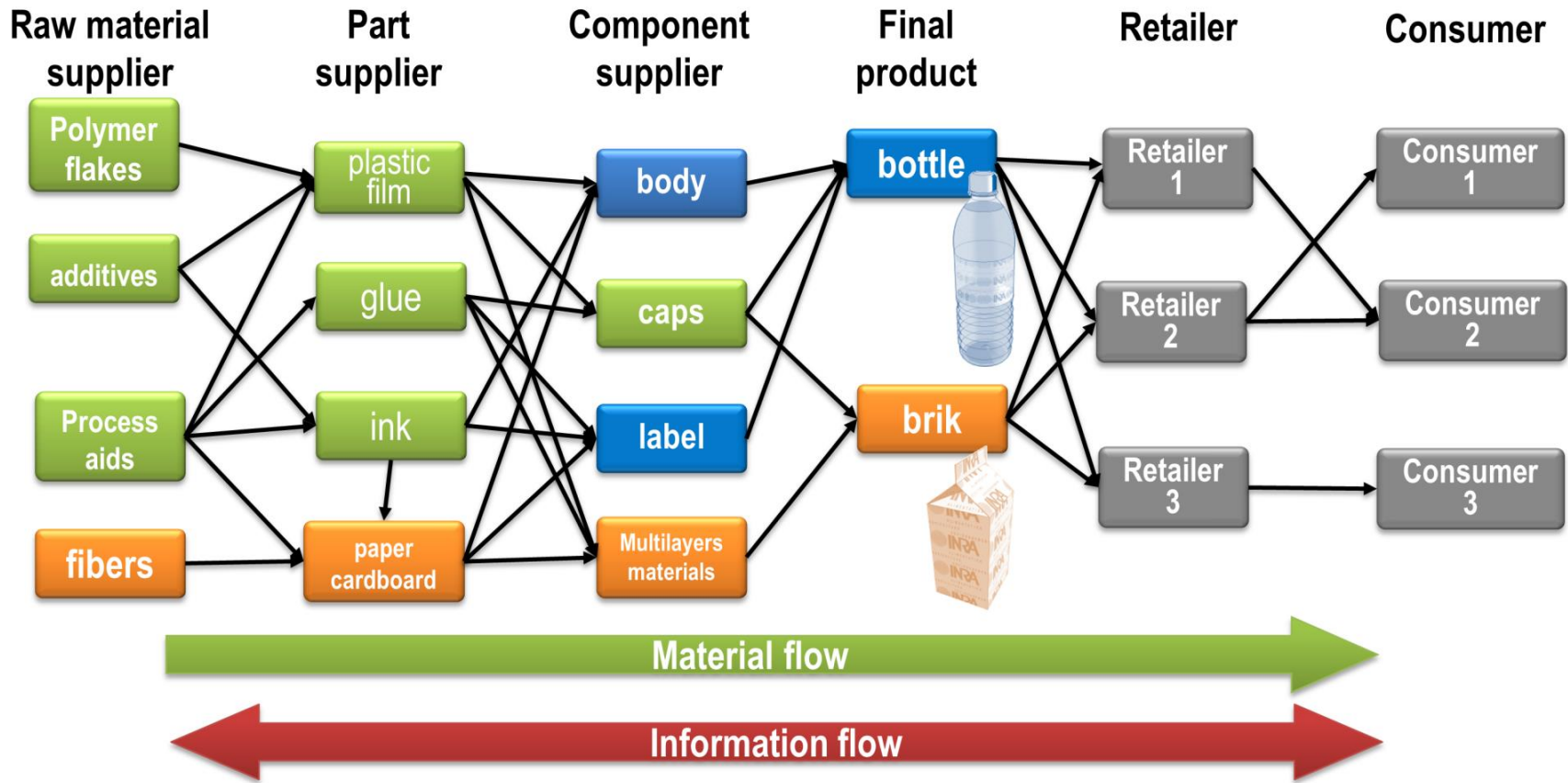
DEVELOPING COOPERATION BETWEEN STAKEHOLDERS





TOWARDS NEW CONCEPTS

DEVELOPING COOPERATION BETWEEN STAKEHOLDERS



MAIN STEPS TO REVIEW

FMECA « milk for infants stored in a brick »



Collaborative research project SAFEFOODPACK DESIGN



		Phase				
		Formulation	Design	Process	Informations	Mechanisms
		<p>Formulation</p>	<p>design</p>	<p>Process</p>	<p>Informations</p>	<p>Described mechanisms</p>
		<ul style="list-style-type: none"> monomers (plastics, adhesives) catalysts antioxidants lubricants biocides (cardboard, ink) mineral oil (cardboard) solvents photoinitiators other residus (NIAS) 	<p>two components:</p> <ul style="list-style-type: none"> brick body (4 materials, 5 layers) cap (two materials incl. the sealing system) <p>six materials</p> <ul style="list-style-type: none"> LDPE, PP (cap) aluminum foil cardboard (origin) « ink » « adhesives » 	<ul style="list-style-type: none"> production, storage, assembly of materials assembly and storage of components printing (printing technology, curing/drying...) storage of empty packaging aseptic packaging filling (temperature, pretreatment...) storage and retailing of the bricks filled with milk conditions of use or storage by the consumer/end-user: chilled, ambient, oven heating? Consumption-type (bottle feed with direct contact between the mouth and the neck...) 	<ul style="list-style-type: none"> identity and nature of materials in assemblies formulation of materials (substances specifically regulated or not) test conditions used to evaluate the risk of contamination conditions of preparation, packaging filling, storage, consumption of packaged food communication of revisions and modifications in la formulation, design, process and in the final use 	<ul style="list-style-type: none"> diffusion across layers set-off cross-contamination between materials and with the storage ambience effects of poor drying and curing on printing inks
		<p>Highly concentrated</p> <ul style="list-style-type: none"> antioxidants, lubricants, biocides mineral oils, photoinitiators monomers, catalysts, solvents other residues 	<p>Barrier material</p> <ul style="list-style-type: none"> aluminum foil <p>Materials acting as reservoir of low molecular weight contaminants</p> <ul style="list-style-type: none"> ink adhesive <p>Materials acting as reservoir of high molecular weight of contaminants</p> <ul style="list-style-type: none"> PP, LDPE paper and board 	<p>steps associated to long-time contact</p> <ul style="list-style-type: none"> storage of materials storage of components storage of finished products <p>steps associated to high temperatures</p> <ul style="list-style-type: none"> aseptic filling oven heating <p>steps which may lead to cross-contamination</p> <ul style="list-style-type: none"> storage printing assembling / laminating 	<ul style="list-style-type: none"> non-documented or missing information accessible information documented information, which follow each component and materials verifiable and auditable information frequency of update of information : regular, when a change occur, only when the design is modified,... 	<ul style="list-style-type: none"> mass transfer, which can be evaluated rapidly from calculations: from, trough LDPE, PP layers mass transfer, which can be tested experimentally in a simple manner : set-off mass transfer, which require a depth expertise: cross-contamination, aging
		Inventaire				
		Hiérarchisation				